

Omaha Quilters Guild Block Exchange

Welcome to the Block Exchange Raffle Square.

We have given you one fabric and you can choose the other fabric/s required each month. Each month we will feature a different traditional pieced block and a different fabric. All blocks will finish 12" (12 ½ inches unfinished.)

Turn in your block next month with your name and you will be entered in the raffle for a set of blocks. At the meeting we will give 6 – 12 blocks to a set depending on how many people participate. The more participants the more sets and the more chances to win. With the same fabric in each block some lucky baby or chilly lap will be wrapped in a nice quilt.

If we have extra kits, you may make more than one block and enter more than once. However, you can only win once per month. If your name were to be drawn a second time, we'd simply draw another name.

If you have questions or feedback don't hesitate to give us a call and thanks for participating.


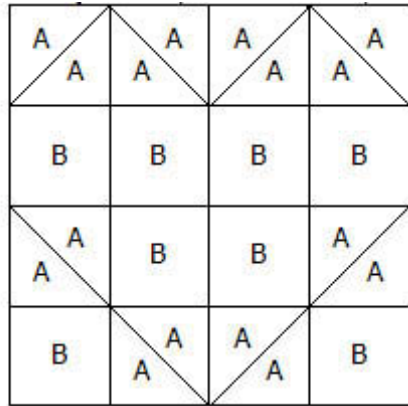
Rojene Grigg	712 366-0714	rojeneg@yahoo.com
C.J. Gleason	712 323-7211	cjg333@gmail.com

 -----

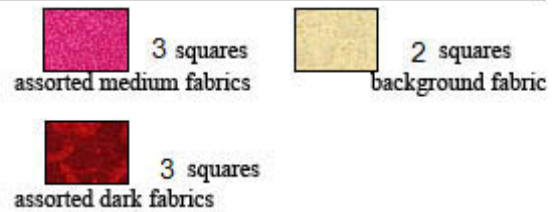


Name _____

Sign your name on the small piece of paper to turn in with your block. Bring to the **February** meeting for a chance to win a set of blocks. - Good luck!

Patchwork Heart



Cutting Diagrams




Make 8 half square triangle units with the background fabric we've provided and a contrasting fabric of your choice. Here's my favorite method: draw diagonal line on each $3 \frac{7}{8}$ " background square. Match each with a contrast fabric square. Sew $\frac{1}{4}$ " on each side of the

diagonal line. Cut on diagonal line to make 2 half square triangles. Repeat with each set of background and contrasting squares.

Square up the finished units to 3 ½ inches.

.... Assemble rows according to diagram below. Press all seams in top row in one direction. Press seams of next row in the opposite direction. Press seams in alternating directions in remaining two rows.



Assemble rows to complete your block. Square up to 12 ½” unfinished.

Good luck!