

Omaha Quilters Guild Block Exchange

Welcome to the Block Exchange Raffle Square.

We have given you one fabric and you can choose the other fabric/s required each month. Each month we will feature a different traditional pieced block and a different fabric.

Turn in your block next month with your name and you will be entered in the raffle for a set of blocks. At the meeting we will give 6 – 12 blocks to a set depending on how many people participate. The more participants the more sets and the more chances to win. With the same fabric in each block some lucky baby or chilly lap will be wrapped in a nice quilt.

If you have corrections, questions or feedback don't hesitate to give us a call and thanks for participating.

Sign your name on the small piece of paper to turn in with your block. Bring it to the next meeting for a chance to win a set of blocks. - Good luck!

Rojene Grigg
C.J. Gleason


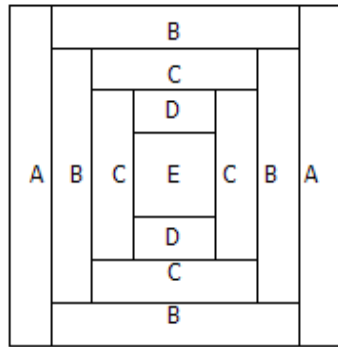
712 366-0714
712 323-7211

rojeneg@yahoo.com
cjb333@gmail.com




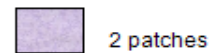
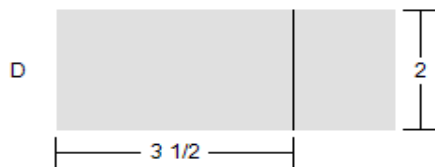

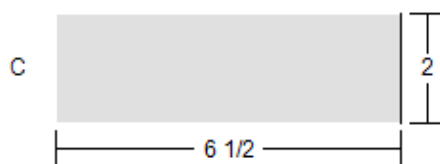




Name _____

COURTHOUSE STEPS




Cutting Diagrams

Patch Count




Here is our chance to practice the use of value in a block. While this may be one of the easiest blocks we'll try, the use of value will make all the difference in the finished quilt/s. Select lights and darks for your fabrics this month; avoid medium values. I check my values by laying my fabrics together on my scanner or copy machine and making a black and white copy. Fabrics of different values will show up easily. Our goal this month is to have 2 values: light and dark.

Use the fabric square we've given you for the center block. Construct the block by joining a light strip to each side. Press away from the center.



Continue adding dark strips to opposite sides. Press away from center.



Alternate light and dark strips, press away from center square.

Completed block should measure 12 1/2" unfinished.

Sign the attached slip and turn in with your block at the next meeting. Good luck!