

Omaha Quilters Guild Block Exchange

Welcome to the Block Exchange Raffle Square.

We have given you one fabric and you can choose the other fabric/s required each month. Each month we will feature a different traditional pieced block and a different fabric.

Turn in your block next month with your name and you will be entered in the raffle for a set of blocks. At the meeting we will give 6 – 12 blocks to a set depending on how many people participate. The more participants the more sets and the more chances to win. With the same fabric in each block some lucky baby or chilly lap will be wrapped in a nice quilt.

If you have corrections, questions or feedback don't hesitate to give us a call and thanks for participating.

Sign your name on the small piece of paper to turn in with your block. Bring it to the next meeting for a chance to win a set of blocks. - Good luck!

Rojene Grigg
C.J. Gleason


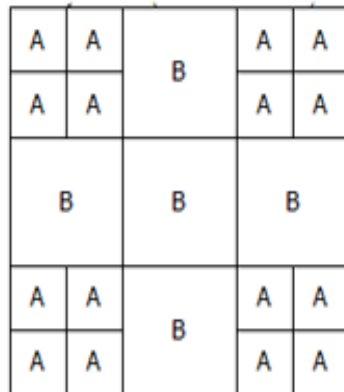
712 366-0714
712 323-7211

rojeneg@yahoo.com
cjb333@gmail.com

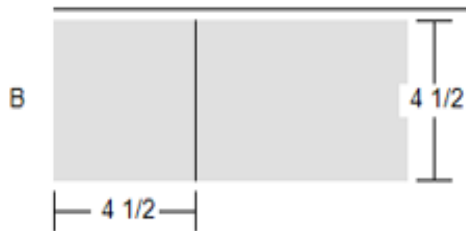


Name _____


4-Patch Chain



Cutting Diagrams



Patch Count



Assemble 4 patch units from 2 1/2" square. Be sure to put the fabric we've given you in the outside corners. Press seams away from the fabric we've supplied.

Assemble each row, pressing seams toward the light color background fabric.

Assemble rows together. Block should measure 12 1/2" unfinished.

Sign the attached slip and turn in with your block at the next meeting.