


January 2008



# The Official Publication of the Omaha Quilters Guild

**Next Newsletter  
Deadline:**  
January 15, 2008

Email Elizabeth Kannedy at oqgnewsletter@yahoo.com or mail to: 13308 South 33rd Street, Bellevue, NE 68123-2369

## INSIDE THIS ISSUE

President Notes continued	2
Helping Hands Challenge	2
Rising Stars	2
Mother's Guild	2
Scissors	2
Caring Friends Auction	3
Up and Coming Event	3
Workshop Registration	3

## OQG BOARD MEETING

**February 5, 2008  
7 pm**

**Lutheran Church  
Of the Master**

Next OQG meeting: Tuesday, January 8th at 7 pm.

## Ready, Set, Sew

The January meeting will focus on sewing for Helping Hands.

We will be located in the regular meeting room--bring your sewing machine, extension cords, sewing box---some thread, scissors, rotary equipment, etc. We

may need a few small pressing mats and irons. The guild will have some heavy duty extension cords available.

Cookies and ice water will be available. Helping Hands will be bringing items that need to be fin-

ished as well as kits--come prepared to get acquainted with someone new, sew and help out someone in need.

If you have any questions contact Angie, the committee chairman through the guild website.

## President Notes

Dear Quilting Friends,

Happy New Year!!! Have you made your resolutions?

Hey - don't forget to include a couple New Year resolutions for the OQG. Need any help? Here are a few ideas.

How about serving on the OQG board by volunteering for an officer or committee chair position. Just give Jackie Heyne a call and let her know how you would like to serve. Or would you like to volunteer to help on one of the committees. Check the committee chairperson in your membership book or on the OQG website and give them a call.

Would you like to help sell raffle quilt tickets? Do you have the perfect place to display the quilt and sell tickets on the weekend? Or do you have an idea for a newsletter article that you would like to write and submit? Just remember that your article may not make the next newsletter because of space but Elizabeth will do her best to get your article posted as soon as possible. Or do you know about someone in our group that has won an award for a quilt? We need to be letting the membership know those accomplishments of our fellow quilters. Are you planning to volunteer to help Jim and Sue with the June quilt

show? If not, give them a call. They will appreciate the help. Do you know someone that would be willing to be the guest speaker at the Guild meeting? Give that information to our program chair Sue. Are you going to participate in the Helping Hands program in January? Angie is always looking for participants to help during the sewing sessions.

There are so many opportunities to help make this guild YOUR guild. As a member of this guild you have responsibilities to help meet our



---

## President Notes continued:

goals and perpetuate our mission. I'm reminded of a story that my friend told me about her son when he was about 3 years old. My friend was having a rough day and when her son needed some attention she told him to "disappear". He replied,

"I don't have the power!" I giggled at his response but I also considered my friends' response to her son. We may want to "disappear" and just be a face in the crowd on Tuesday nights but you possess the POWER to make a difference!

Don't disappear! Step up and let us know how you want to help. OQG needs you! Make a resolution to volunteer in 2008. You'll be glad you did.

Regards,  
Carolyn Marsh

Silver thimbles, golden thread, quilts as soft as a feather bed satin ribbon, antique lace, stitching by the fireplace. The best kind of sleep beneath heaven above is under a quilt handmade with love.

Author unknown

---

## Helping Hands Challenge

Get ready for the first of two Helping Hands Contests.

Bring your finished quilt or a top for viewer choice voting at the January

meeting. We will display all entries and give out ballots for voting.

Three prizes will be awarded.

Hope we have lots of entries---your top was to be made from things from one of the tubs provided by the Helping Hands committee.

See you at the January meeting with your entries.

Questions? email Sue Volkmer at :  
sue@logcabinquilts.com

---

## Rising Stars

Our Rising Star speaker for January will be Kandy Gallop.

Kandy is quilt pattern designer who's patterns sell nationally. She will be doing a demonstration for us of her freezer paper appliqué technique. I know that she does it a differently than other

types of freezer paper appliqué and that she sews the appliqué by machine.

She will also be showing us samples of her work while talking about the "how to" of her technique.

So come, learn and

maybe find an easier way of doing machine appliqué.

We will also be handing around the sign up sheets for the January 19th Disappearing Nine Patch mini-retreat, the February 23rd Wearable arts mini-retreat and the March 29th Binding and "Get er

Done" mini-retreat.

If you are looking for something fun to do on a Saturday, come to one of our mini-retreats. Who knows, maybe you will even learn something new!??

Rising Star  
Committee



---

## Mother's Guild

The Mother's Guild will meet on Sat. January 26th from 9-3 in the Great Hall at Boys Town.

We hope that you'll think about coming to sew with us.

We have lots of space and can accommodate lots of sewers.

Check the website for the most up-to-date information concerning the group.

---

## Scissors

I will not be placing any more orders for the Gingher scissors at half price. The demand for scissors has dwindled from the

Guild and Fiskers, which recently acquired the Gingher line, is making it more difficult to place an order.

I am sorry for any inconvenience this may cause but it no longer seems to be worthwhile to place orders for a discount on

the Gingher products.

Sandy Ruffino

## Caring Friends Auction

Thank you! Thank you! Thank you!!! I want to express my gratitude to all who helped with the auction for the Children's Emergency fund. I appreciate every stitch on each item, every

bidder, buyer and helper.

It is hard to believe that after 15 years I will not be organizing this any more. I have enjoyed it, but must focus my energies elsewhere next

year. I know that Elizabeth Kannedy will carry on the tradition well.

Thank you all for caring for the kids in the Omaha Metro area. I can not help but think

that these acts of caring may make a difference for children and let them know they have worth and are cared about.

Dee Acklie



## Up and Coming Event

Experience a taste of Tanzanian culture as we try on khangas and kitangas, learn a table grace in swahili, sample a bit of Tanzanian food, while we quilt the day away with colorful and fun Tanzanian Fabrics.

You may choose from a variety of projects. You will receive a detailed list of pro-

jects and supplies needed upon registration. There is something for the beginner to the expert quilter.

Your \$165 registration fee includes, two nights lodging in the gorgeous new Swanson Center, five meals and snacks prepared by the on staff chef, a packet of 36 six inch squares of Tanzanian

Fabric, a pattern of your choice, and your class presented by Mary Mayfield.

There will be eight demonstrations on how to use the packet of 36 six inch squares of Tanzanian Fabric. We will explore layouts and ways to cut your squares to make a myriad of simple but attractive blocks. We'll even

look into borders possibilities.

Register on line TODAY! at [www.nlom.org](http://www.nlom.org) or send your \$100 deposit to Tanzanian Quilting Retreat, Camp Carol Joy Holling, 27416 Ranch Road Ashland, NE. 68003, 888-656-6254 Upgrades to double and single rooms are available.

### 2007-08 OQG Workshop Registration Form

Please register using this form. Send your Check (payable to OQG) to Sue Volkmer, 2809 South 125th Ave #283, Omaha, NE 68144

Name \_\_\_\_\_

Address \_\_\_\_\_

City, State, zip \_\_\_\_\_

Daytime Phone Number \_\_\_\_\_

Please sign me up for:

\_\_\_ Alice Cruz "Hand Dying Class" - January 12th, 9am to 4pm

**Location:** Walsh Hall on the College of St. Mary's Campus

**Cost:** Members \$45.00, Non-members \$55.00

Supply lists will be sent after your registration and payment are received.

**If you need to cancel your attendance at the class, we require seven days notice for a refund.**

February 2008



# The Official Publication of the Omaha Quilters Guild

## Next Newsletter Deadline:

February 19, 2008

Email Elizabeth Kannedy at oqgnewsletter@yahoo.com or mail to: 13308 South 33rd Street, Bellevue, NE 68123-2369

### INSIDE THIS ISSUE

President Notes continued	2
2008—A New Beginning	2
Rising Stars	2
Helping Hands Challenge	3
Helping Hands	3
Block Exchange	3
Camp - Save the Date	3
Membership	4
National Quilting Day	4
Mothers Guild	4
Int'l Quilt Study Center	4
Quilt Show Entry Form	5
Quilt Show Instructions	6
Quilt Study Ctr continued	7
Workshop Registration	7

## OQG BOARD MEETING

February 5, 2008  
7 pm

Lutheran Church  
Of the Master

Next OQG meeting: Tuesday, February 12th at 7 pm.

## February Program



Just in time to finish up those items for the quilt show---our own Jennifer Perkins will present the program at the February guild meeting on "Going the Extra Mile". Jennifer is and NQA Certified Judge. She will be talking about creativity and will give us some pointers so our quilts have that extra punch needed to win those ribbons at the quilt shows. She will be bringing plenty of quilts to use as examples so don't miss out on this great program.

Jennifer will also present two workshops this month. The Quilt Restoration Class will teach you how to clean, repair, display and store your new and antique quilts. She will give you ideas of what to do with some of the old quilt tops and blocks that you have acquired or may inspire you to search out some of these things. Find the answers to your personal questions from a professional in quilt restoration and author of the magazine articles "Top Ten Tips for Fixing Grandma's Quilt" and "Top Ten Tips for Fixing Grandma's Scrap Quilt". Bring along your dam-

aged quilts, tops and blocks for personal advice. Bring along a basic sewing kit and fabric scraps to learn stitches in quilt restoration. Great information to help you finish some of the things you have treasured.

The Fabric and Quilt Dating class will teach you how to date fabrics and quilts from actual fabric samples and quilt. Find out what events changed fabric and quilt styles through the years. Join Jennifer for these informative events--try something new and expand your quilt knowledge in 2008. Thanks to Jennifer in advance.

## President Notes

Dear Quilting Friends,

"Time flies when you're having fun". A work associate will be celebrating 30 years of service with the company where

we both work. Cards are being passes around for her coworkers to sign. That phrase is being used by many as they send their congratulations her way.

As I signed one of the cards for her I reflected on the time so far that I have served you and



---

## President Notes continued:

have helped direct the activities of the guild. All I can say is 'time *does* fly when you're having fun'. But I would not be having all this fun without the help of the other board members and committee chairs and all the other members that help keep the guild activities going from year to year.

Now is the time to decide how you can help perpetuate the guild and the activities that we all attend. Please consider sharing your time and talent with all of us. When I accepted the nomination for President of the guild the commitment of 3 years was daunting. But I have enjoyed becoming more

involved with the guild members and participating in all the activities that are available.

We need your help to continue. Please let any one of the guild board members or committee chairs know how you would like to help this year. Soon you'll be saying 'time flies when

you're having fun'!

Regards,  
Carolyn Marsh



---

## 2008 - A New Beginning



The beginning of a new year usually brings a new outlook, a new attitude in trying to keep the resolutions you set out and new hope for changing the things that you didn't like in the previous year.

I would like to set a foundation for that new hope. Change is good even though the only person

who likes change is a baby with a dirty diaper. Change is a clean slate, a fresh start, a new set of board members for the upcoming year, new committee members and new programs for the Omaha Quilters Guild which you can be a part of.

As president elect, I am seeking you. Bring me your hope and your positive attitude and ideas by participating in YOUR quilt guild. BE IN-

VOLVED IN the planning, the decisions, the classes, the charity events, the events, the committees, THE GUILD.

By next meeting, I would like to have two members as well as two committee members VOLUNTEER to be agents of change in THEIR quilt guild as Nominating Committee members.

Join me in sporting a new

"TUDE", a positive outlook and hope that this years guild will be what you want in YOUR guild.

Contact me by phone at 981-0119 or by e-mail at [jqheyne056@yahoo.com](mailto:jqheyne056@yahoo.com).

Jackie  
Heyne  
President  
Elect



---

## Rising Stars

The Rising Star speaker for February will be LaVonne Dunnetts. She will be showing Electric Quilt 6. So if you have a desire to learn about EQ6 come to the February meeting and check out LaVonne's program.

LaVonne is an engineer

who likes to quilt and sew. She brings her meticulous engineering skills to her quilting and she loves to do it all from design to finished quilting on her mid-arm quilter.

If you have any questions about using EQ6, talk with LaVonne after her

program.

We still have room in our Wearable Arts mini-retreat in February and the Finish it up/Binding mini-retreat in March. I'll be showing some interesting techniques in the binding session, so if you're thinking about

coming, you can still sign up at the February meeting or contact me by email and I can send you the pre-class instructions.

Rising Stars  
Committee:  
Becky Moyer,  
Kaye Jackson,  
Ruth Gregg



## Helping Hands Challenge

Thank you, THANK YOU to all of you that brought tops and finished quilts for Helping Hands and the contest.

Remember there is an-

other contest in May--- keep sewing and using up that fabric in those tubs.

At this time Helping Hands is in need of backing fabric.

We had 19 entries at the January meeting and gift certificates went to Jeanette Podwinski, Michelle Craig's sewing group and Judy Unrein.

Again, thank you to everyone - - these are m u c h needed in our community.



## Helping Hands



The January sew-in was a big success!

We want to give a big Thank you to everyone who attended. We also want to thank Sue for all her help. The quilts and the tops are beautiful. The finished quilts will be delivered this coming

Tuesday.

We now need more fabric. You can drop it off at one of our regular meetings at the Millard Library every Thursday or 2nd Saturdays, 10 am - 1 pm. Come and join us. Everyone is welcome even if you can only spare an hour.

### New Swan contest

Pick up or drop off a bag that contains one yard of ugly fabric.

**Rules:** You have until September to make a quilt, or a stuffed animal outline for next year's January sew-in, or a tote for December's Children's Emergency Fund project. The "ugly" Fabric has to

be visible on the front of the item.

Turn in your finished crazy quilt blocks to Linda. While you are at it, pick up another crazy quilt block kit or two.

Your Helping Hands Committee

## Block Exchange

We are looking forward to seeing all the different churn dash blocks being

returned at the meeting in February.

C.J. has a surprise block designed to give out in February and to be re-

turned at the March meeting.

## Save the Date...



Campers save these dates on your calendars for a fun weekend of quilting, eating, taking, and fun.

We will be back at the Swanson Center at Camp Carol Joy Holling near Ashland, NE for the weekend of October 24-26, 2008.

Start to plan your vacation and child care time so

that you can join us. Start to put a few dollars aside each week, give up that coke or coffee, and you'll still have money to buy fabric and thread and come sew with us.

We will be limiting atten-

dance to 85 campers next year so be ready in the spring to send in your deposit to reserve a space.

Carol McCann, Mary Richling, & Judy Strambucker



## Membership

Members and friends are reminded that you must be a current member of the guild in order to have a quilt in the

upcoming Quilt Show.

We are still accepting membership forms for the 2007-08 year,

through the March meeting.

We look forward to seeing you at the Febru-

ary meeting with door prize tickets and membership books in hand, for those who haven't picked them up yet.



---

## Celebrate National Quilting Day

This year we are going to celebrate National Quilting Day with a luncheon at the DC Center.

The speaker for this event will be Sandy

McMillian. She will have quilts to show us and of course lots to tell you about these quilts and how quilting has evolved for her. She is always a delight--spend a couple of hours with

us on Saturday March 15, 2008 to celebrate a day to honor quilting and quilters.

The tickets will go on sale at the February meeting and they will

be \$15. Please plan to join us for a fun event.



---

## Mother's Guild



The Mother's Guild will meet on Sat. February 25th from 9-3 in the Great Hall at Boys Town.

We have lots of space and can accommodate quite a few sewers. We hope that you'll think about coming to sew with us.

Check the website for the most up-to-date information concerning the group.

---

## International Quilt Study Center Opens March 30th

Grand opening of the new world-class museum of the International Quilt Study Center is set for Sunday, March 30, 2008, from 1:30 to 4:30 p.m. at the East Campus of the University of Nebraska-Lincoln.

The glass and brick building designed by the internationally renowned Robert A.M. Stern Architects of New York will house the world's largest collection of more than 2,300 quilts and an international study center dedicated to the research, preservation and display of important quilts from cultures around the world.

The \$12 million facility is privately funded through contributions to the University of Nebraska Foun-

ation, including a lead gift from the Robert and Ardis James Foundation of Chappaqua, N.Y.

In addition to the Ardis and Robert James Collection of antique and contemporary studio art quilts, the collection also includes the Cargo Collection of African American Quilts, and the Jonathan Holstein Collection, which includes the seminal Whitney Collection, and an unparalleled group of Pennsylvania Amish quilts.

The facility is housed on East Campus of the University of Nebraska-Lincoln on the northwest corner of North 33rd and Holdrege streets, making a dramatic architectural statement to visitors en-

tering the campus at this gateway intersection.

As part of the IQSC grand opening activities on March 30, famed quilter Nancy Crow will lecture on contemporary quilts at 4 p.m. in the Harding Center Auditorium located nearby.

The architects have designed an environmentally responsible building on track for Silver-level certification in the U.S. Green Building Council's Leadership in Energy and Environmental Design program, the nation's benchmark for high performance green buildings. Alley Poyner Macchietto Architecture of Omaha is architect of record.

A Virtual Quilt Gallery

will be available at both the IQSC and online at [www.quiltstudy.org](http://www.quiltstudy.org). It will provide multimedia, interactive experiences for visitors of all ages. Individuals may design a quilt, inspect details of quilts from the thousands of archived images and videotape their own quilt stories on topics including family memories, artistic inspiration, technical challenges and historical facts. These web-based services will allow visitors to share their experiences via e-mail.

The museum contains three stories and 37,000 square feet and features a bowed façade of glass panels "stitched together" to create a large-scale pattern. It will contain public galleries and meet-

# 30<sup>th</sup> Annual Quilt Show – “Quilters Make Everyday Best”

June 6, 7, and 8, 2008

Complete a separate form for each item entered. Please print or type all information. **Keep a copy for yourself.**

Entered by:  
Name \_\_\_\_\_  
Address \_\_\_\_\_  
City \_\_\_\_\_ State \_\_\_\_\_ Zip \_\_\_\_\_  
Day Phone \_\_\_\_\_ Night Phone \_\_\_\_\_  
email \_\_\_\_\_

Entry Information:  
Name of item \_\_\_\_\_  
Maker \_\_\_\_\_  
Owner \_\_\_\_\_  
Year(s) Made \_\_\_\_\_

**Judging:** Select all that apply  
 Item to be **NQA JUDGED**  
 Item is for **SHOW ONLY – NOT TO BE JUDGED**

**Dimensions:** (Not necessary for clothing or dolls.) Please be as accurate as possible, so we may hang your item properly!

\_\_\_\_\_ inches x \_\_\_\_\_ inches  
WIDTH ACROSS (TOP) X LENGTH DOWN (SIDE)

## BOX I – ENTRY CATEGORY – SELECT 1 ONLY\*

1.  Bed Quilt, Pieced, Hand Quilted
2.  Bed Quilt, Pieced, Machine Quilted
3.  Bed Quilt, Appliquéd, Hand or Machine Quilted
4.  Bed Quilt, Mixed / Other, Hand or Machine Quilted
5.  Wall Hanging / Throw, Pieced, Hand Quilted
6.  Wall Hanging / Throw, Pieced, Machine Quilted
7.  Wall Hanging / Throw, Appliquéd, Hand Quilted
8.  Wall Hanging / Throw, Appliquéd, Machine Quilted
9.  Wall Hanging / Throw, Mixed / Other, Hand Quilted
10.  Wall Hanging / Throw, Mixed / Other, Machine Quilted
11.  Innovative Art
12.  Crib / Baby, Hand or Machine Quilted
13.  Miniature, Hand or Machine Quilted
14.  Clothing
15.  Professional, Hand Quilted
16.  Professional, Machine Quilted, Bed Quilt
17.  Professional, Machine Quilted, Wall hanging
18.  Group Quilt
19.  Other
20.  Junior (18 years and under)

\* See the Entry Instructions for help in choosing a Category.

## BOX II – Quilting (Select 1)

1.  Machine Quilting by: \_\_\_\_\_
2.  Hand Quilting by: \_\_\_\_\_
3.  Professionally Quilted by: \_\_\_\_\_
4.  Tied (Not Judged)

## BOX III – Additional Categories

(Select all that apply)

1.  First Quilt Show entry (Limit one, please)
2.  Holiday Theme
3.  Scrap Quilt
4.  Challenge – “Diamonds – A Cut above the Rest”
5.  Quilt for a Cause –  
Name of Charity \_\_\_\_\_

**Deadline for all Entry Forms is:**

**March 11, 2008**

Forms can be turned in at Guild Meetings  
or mailed to

**Ms. Julie Schram**  
2545 N. 63<sup>rd</sup> Street  
Omaha, NE 68104

Below, write the DESCRIPTION of your quilt. LIMIT 60 WORDS! Please include your design source, pattern, book or class. Tell us what you want the public to know. Feel free to attach a second sheet.

---

---

---

---

---

I authorize the Omaha Quilters' Guild to use a photographic image of my quilt and the Entry Information as stated above as an identifier of this quilt on their website or any public venue.

**DISCLAIMER:** In consideration of the right to participate, entrants release and discharge the Omaha Quilters' Guild and all its members from all responsibility for any damage or loss that may be suffered by their property. Please list any spots, cuts, marks or damaged areas on your quilt \_\_\_\_\_. The Show chairman reserves the right to move the item to a more appropriate judging category. The Judge reserves the right to disqualify any item not meeting published criteria.

Signed: \_\_\_\_\_ Dated: \_\_\_\_\_



## QUILT SHOW ENTRY INSTRUCTIONS

Please read carefully before completing entry form! A separate form **MUST** be completed for each item entered. **PLEASE PRINT** all information. Make additional copies of the entry form as required. Completed entry forms must be received by the quilt show chairman **no later than March 11, 2008**. **DO NOT TURN IN QUILTS AT THIS TIME**. Receipt of entry form by this date allows time for the preparation of the quilt show booklet and planning of exhibits.

### ABSOLUTELY NO ENTRY FORMS WILL BE ACCEPTED AFTER MARCH 11, 2008!

#### **General information**

Entrant must be a paid member of the Omaha Quilters Guild. All entries must be clean, constructed of fabric and be quilted. Entries may be evaluated, at the entrant's request, by a National Quilting Association (NQA) certified judge. A **MAXIMUM** of 10 items may be entered for exhibition; a **MAXIMUM** of 3 of the 10 items may be judged. The challenge quilts do not count as one of the 3 judged entries unless you also indicate that you want this item judged by the NQA judge. Quilts should be smoke and odor free. We reserve the right not to exhibit quilts that do not meet these standards. If an item is judged, entrant will receive a written evaluation form after the close of the show. Ribbon awards are given at the discretion of the judge.

Items which have been exhibited or judged in a previous Omaha Quilters' Guild show may not be entered. All entries to be **JUDGED** must be the work of the entrant, **EXCEPT** in the case of professionally quilted quilts and group quilts. Items which are not the work of the entrant may be entered for exhibit only.

The judge reserves the right to disqualify any item not meeting published criteria. No special hanging or handling will be allowed. If you wish to make comments to the judge, they should answer questions regarding the technique, and need to be attached to the entry form. (Make a copy for yourself).

**REMEMBER TO SIGN AND DATE THE FORM AND KEEP A COPY FOR YOURSELF!**

#### Description of Technique

**Pieced:** Entry contains hand or machine piecing. Small amount of other techniques permitted

**Appliquéd:** Entry contains hand or machine appliquéd. Small amount of other techniques permitted.

**Mixed:** Entry is constructed using a substantial amount of two or more techniques, such as an equal amount of appliquéd and piecing, doesn't include quilting and trapunto.

**Other:** Entry is constructed using one special technique such as whole cloth, stenciled, shadow, applique, embroidered, etc. Please describe technique in appropriate space on the entry form

#### **Box 1-Entry Category: Select 1**

All entries will be exhibited and/or judged by category. Each entry can be entered in **ONLY ONE** category. Quilt show chairman reserve the right to move entries to a more appropriate category for judging.

**Bed Quilt:** Quilt intended for use on a bed. Minimum size – 60 inches wide by 72 inches long. Is generally traditional.

**Wall Quilts/Throws:** Quilt intended for wall display or use as a throw. Is generally traditional.

**Innovative Art:** A unique and/or original interpretation (any size).

**Crib/Baby Quilt:** Quilt intended for use by a baby or child.

**Miniature:** Small version of a large quilt. Must be in scale.

Maximum size is 24 inches by 24 inches.

**Clothing:** Any pieced or appliquéd, and quilted garment.

**Professionally Quilted:** Quilted by a professional for hire, by hand or by machine. Write the name of the company (or individual) on the entry form in the appropriate space.

**Group Quilt:** Entry made by two or more people. Entry must be made under the name of the owner **OR** the name of the individual in charge of the project. Entry must have been quilted by an Omaha Quilters' Guild member(s). This category does not include professional (for hire) quilted quilts.

**Other:** Dolls, table cloth, tree skirt, totes, crazy quilts, etc. Note: Dolls will not be judged.

**Junior:** Must be made by a Junior Member (any size) and all the work on the quilt must be done by the Junior Member. Junior Members are under 18 years old.

#### **Box 2-Quilting: Select 1 and fill in the name of the quilter**

**Machine Quilted:** Entry contains machine quilting. May include some hand quilting.

**Hand Quilted:** Entry must be quilted entirely by hand,

**Professionally Quilted:** Quilter was paid to quilt by hand or machine.

#### **Box 3-Additional Information: Check all that apply.**

**First Quilt Show Entry:** First OQG Quilt Show entry (ever).

**Holiday Theme:** Entry represents a holiday theme (Christmas, Halloween, etc.)

**Scrap Quilt:** Entry must contain a minimum of 50 different fabrics, excluding backing fabric(s).

**Challenge:** Entry must contain a "diamond" to celebrate the 30<sup>th</sup> anniversary of the Quilt Show.

**Quilts for a Cause:** Entries in this category are quilts that are or have been donated to raise funds for other nonprofit charities. Entrant must specify which charity is to receive the quilt.

## International Quilt Study Center continued:

ing spaces, work areas dedicated to research, and climate-controlled storage areas for the center's expanding collection.

The sequence for visitors is carefully orchestrated inside. A curved, stepped ramp runs the length of the east façade, gently leading visitors to the dramatically shaped second floor reception hall, a grand, light-filled space overlooking the landscaped plaza and the east campus beyond, while providing access to the three interconnected gal-

leries.

The International Quilt Study Center was founded in 1997 when native Nebraskans Ardis and Robert James donated their collection of nearly 950 quilts to the university. It has since become the largest public collection of its kind. It currently holds more than 2,300 quilts, and its four major collections were last valued between \$8 million and \$9 million, said Patricia Crews, quilt center director.

A graduate program in textile history with an emphasis in quilt studies has been created; it is the only program of its kind in the world.

"Our program is unique," Crews said. "We encourage important quilt scholarship and nurture the appreciation of quilts as an art form while helping to reveal their cultural history. Our interdisciplinary program encourages the study and appreciation of quilts both as aesthetic objects and as cultural artifacts, celebrating their

beauty and importance to social and economic history."

Before moving into its new home, the center was located in the Home Economics Building on the East Campus. The space was converted for the collection in 1997, but no gallery or dedicated work areas were prepared at that time. For more information about the International Quilt Study Center, visit [www.quiltstudy.org](http://www.quiltstudy.org)

### 2007-08 OQG Workshop Registration Form

Please register using this form. Send your Check (payable to OQG) to Sue Volkmer, 2809 South 125th Ave #283, Omaha, NE 68144

Name \_\_\_\_\_

Address \_\_\_\_\_

City, State, zip \_\_\_\_\_

Daytime Phone Number \_\_\_\_\_

Please sign me up for:

Jennifer Perkins "Fabric and Quilt Dating" - February 16th, 9am to 12pm

Jennifer Perkins "Quilt Restoration" - February 17th, 1pm to 5pm

**Cost:** Members \$30.00, Non-members \$35.00

Peg Pennell "Beaded Compass Star" - March 8th, 9am to 5pm


**Cost:** Members \$35.00, Non-members \$40.00

**Locations:** Country Inn and Suites, 11818 Miami St, Omaha, NE

Supply lists will be sent after your registration and payment are received.

**If you need to cancel your attendance at the class, we require seven days notice for a refund.**

March 2008



# The Official Publication of the Omaha Quilters Guild

**Next Newsletter  
Deadline:**  
March 18, 2008

Email Elizabeth Kannedy at oqgnewsletter@yahoo.com or mail to: 13308 South 33rd Street, Bellevue, NE 68123-2369

## INSIDE THIS ISSUE

President Notes continued	2
Rising Stars	2
Helping Hands	2
Membership	2
Block Exchange	2
OQG Camp - Save the Date	2
Camp Registration Form	3
Quilt Show	4
Labeling your Quilt	4
Quilt Show Entry Form	5
Entry Form Instructions	6
National Quilting Day	7
Mothers Guild	7
Board Meeting Minutes	7
General Meeting Minutes	7
General Minutes continued	8
Up and Coming Events	8
Workshop Registration	8
Treasurer's Report	9

## OQG BOARD MEETING

**March 4, 2008  
7 pm**

**Lutheran Church  
Of the Master**

Next OQG meeting: Tuesday, March 11th at 7 pm.

## March Program - Embellishment, the icing on the Quilt

Peg Pennell will be the speaker for the March meeting. Peg will be talking about different types of embellishment for your quilts. She will have lots of show and tell and will be giving you great ideas for using beads, charms and specialty threads to embellish your quilted projects. Peg's class on the Beaded Compass will be the Saturday BEFORE the Guild meeting. There are some spots left in class. Mail in your registration ASAP to secure your place in this great workshop! The workshop will be held on March 8th at the Country Inn and Suites at 120 and Miami.

### April--Workshops, etc:

April will be a busy month for Omaha Quilters Guild members as we will try to wrap up workshops for this part of the year. The speaker will be teaching a Crazy Quilt Workshop as well as a fun JigSaw Puzzle Quilt--be sure to check out the web page for details.

For some that want to work on machine quilting skills Sandi McMillian will be teaching her workshops. The Beginning Machine Quilting Workshop will be on Friday April 4 from 9-5 and the Intermediate Machine Quilting will be on Saturday April 5 from 9-5 and the Advanced will be on April 12, 9-5. Go to the

website for register for classes or send in to Sue Volkmer. All classes have limited space. Get those machines tuned up and get ready to quilt, quilt, quilt.

### Hand Dyeing Workshop:

Alice Cruz will once again be teaching the hand dyeing workshop. This session will be held at the College of St. Mary in Walsh Hall on Saturday June 14, 2008. There are a few spots left so get your registration into Sue Volkmer or at least call 333-5212 to get on the list. It is a great way to build up your stash of hand dyed fabrics and to learn hand dyeing basics. Space is limited. The cost is \$45.00.

## President Notes

Dear Quilting Friends,

As I was getting ready for work this morning I heard the singing of a bird outside the bathroom window. I'm going to take that to mean that spring is just around the corner!

I can't wait for the sunrays and the freshness of spring

air coming through open doors and windows.

I've always liked the spring season. For me it means a new season for growth. I can't wait for the first color of the crocus to peek through the ground on the south side of my house and the green of the yard and

trees.

This year, however, I'm taking a new perspective on 'a new season for growth'. It's a time for personal growth as well. We have so many opportunities for growth within our Omaha Quilt Guild. We have new op-





---

## President Notes continued:

portunities to attend classes, listen to speakers tell us about their perspective on quilting, and we have opportunities available for members to grow within the

guild. We are so fortunate to have so many options available to us right at home!

But, the guild needs your

help to continue to grow! Please consider participating in the activities that help make the guild work. Growth doesn't take place without hard work and dedi-

cation. Please step forward and help perpetuate the guild and our mission!

Regards,  
Carolyn

---

## Rising Stars

The Rising Star speaker for March will be Mary Mayfield. Mary's talk will be on color theory. Mary is a former teacher and she chaired the Rising Stars Committee for

several years. Mary is well known for her innovative denim quilts.

Also on March 29th we'll have our last mini-retreat. This will be a "Get Her Done" workshop

to finish up any projects you've started and we will also have a short talk on binding. We'll talk about all different types of bindings from single binding sewed on by machine and hand

to bindings with piping and total sewed on by machine.

Rising Star Committee: Becky, Kaye, Ruth



---

## Helping Hands



Helping Hands is in need of fabric! The committee is going into their own fabric stash to make quilts. Please go through your stash and pull out the fabric you

aren't going to use.

Don't forget about the "Ugly Duck into a Swan" contest. See Lora for more information.

If your small group is looking for a charity project, ask Linda for a bag of fabric to make a charity quilt...or two.

Finished quilts should be turned into Lois. Ask Lois about Helping Hands and Millard Library.

We have a couple different take home kits for blocks:

- \* five muslin squares and strips to make string quilt blocks

- \* muslin square and different fabric to make a Crazy Quilt block

Check out the pictures delivering charity quilts on the Laptop.

Angie  
Helping Hands Chair

---

## Membership

The Membership Committee is delighted to report that our guild currently has 426 members. We had 7 guests attend the February meeting; it's always a

treat to show what we are all about to new faces.

The March meeting will be everyone's last chance to join

for the 2007-2008 year. Don't forget you have to be a paid member to have a quilt in the Quilt Show.

We look forward to seeing you in March.

Linda Holman

---

## Block Exchange

Thank you to all who did the Churn Dash Block. We received 30 blocks back. They were all very unique in their own ways. You are all so creative. Three packages were

given out they went to Teresa Woodard, Marilyn Offenbacher, and Deanne Mack.

The handed out focus fabric and directions for the Bear Paw Block. The block will turn out

to be square even though our picture is more like a rectangle. We are looking forward to the March meeting, so stop by the table and see the results as they are being turned in.

Any questions feel free to contact Rojene Grigg at 366-0714 or rojeneg@yahoo.com or C.J. Gleason at 323-7211 or ovrthrnw@trivek.com

---

## Save the Date...Camp Wannamakeablankie



Camp Wannamakeablankie will once again be held at the Swanson Center at Camp Carol Joy

Holling near Ashland, Ne. The registration form is included in this newsletter and it is available on the OQG Website. Cost information is available on the registration form. The weekend of October 24 - 26 will be a great opportunity for some uninterrupted time to complete

projects, eat, begin a new project, eat, have fun with your girl friends, eat, stay up late, eat, enjoy nature, eat, get new ideas and EAT!.

Get your friends together and send in your registrations. Payment for one half of your fees should be sent along with your

registration form and mailed to Mary Richling. We have room for 85 campers to sew this year.

Camp Directors  
Carol McCann,  
Mary Richling &  
Judy Stratbucker





Omaha Quilters Guild presents

# CAMP WANNAMAKABLANKIE

October 24-26, 2008

*(Please complete **all areas** of the form. If you do not, we will have to contact you.)*

Name \_\_\_\_\_

Address \_\_\_\_\_

Phone \_\_\_\_\_ Email \_\_\_\_\_

*Campers must be a member of the Omaha Quilters Guild for the 08-09 year.*

*Please note: email is the easiest, least expensive way to communicate. Please provide an email address if you have one.*

\*\*\*\*\*

Maximum # of guests you wish in your room:

- 2 - \$189 per person (2 nights lodging, six meals, and camp)
- 3 - \$167 per person (2 nights lodging, six meals, and camp)
- 4 - \$145 per person (2 nights lodging, six meals, and camp)
- 5 - \$123 per person (2 nights lodging, six meals, and camp)

I am willing to share a queen bed     yes     no

Please reserve a room for me. My roommates will be:

\_\_\_\_\_

\_\_\_\_\_

\_\_\_\_\_

\_\_\_\_\_

(Each camper **must** complete this form. If you wish, you can submit all roommate forms together, though it is not necessary)

- I need some roommates
- I have a medically necessitated need for a special diet. It will be my responsibility to contact Cassandra Strasburg at CJH and discuss my needs. ([cstrasburg@nlom.org](mailto:cstrasburg@nlom.org) or 402-944-2544)

We will do our best to ensure that the room charges (fees) are those which you have requested. We will begin filling room requests as the reservations come in.

½ the requested room rate is due with the reservation; the balance will be due 9-9-08. We will notify you of your final costs by 8-20-08.

Full refunds will be made up to 10-01-08.

Please make checks payable to OQG; mail checks and registration forms to:  
Mary Richling, 13644 Seward Circle, Omaha, NE 68154

## Quilt Show

Quilters Make...



Everyday Best

Omaha Quilters Guild Quilt Show 2008  
June 5, 6, 7 and 8 2008

The planning for the quilt show is well underway!

The tentative schedule is:

### Thursday, June 5

6: 30 to 8:00 PM  
Members Only Reception

### Friday, June 6

9:00 AM to 8:00 PM

### Saturday, June 7

9:00 AM to 6:00 PM

### Sunday, June 8

Noon to 4:00 PM

Millard West threw a curve at us and we are scrambling to find a new location for the 2008 Quilt Show. As of this newsletter, we haven't located a suitable venue for the show. But have no fear; the show will go on as scheduled!

So, ladies and gentlemen, get those quilt forms in and those quilts completed. You can find them on the Guild's website or attached to the newsletter. **Don't forget the forms need to be in by MARCH 11 to Julie Schram.** The quilts will be turned in at a later date. Remember the challenge quilt is "Diamonds – A Cut Above the Rest".

Simply incorporate a diamond into your quilt or create another masterpiece with "Diamonds" as the theme.

We have some new vendors and loyal vendors that will peak your interest. Take that windfall you'll receive in May from Uncle Sam and plan to help the quilter's economy in June. Put the money to good use and increase your fabric stash, find another display for your quilts, buy a new machine, buy a pattern, or another aide to help finish your quilts.

Cindy Erickson has procured the quilt judge for this year. She is Marcia Knopp, an award winning quilt maker whose quilts have been exhibited na-

tionally and internationally. She teaches quilt making techniques, particularly appliqué. She was certified by the NQA in 2001 and is qualified to judge masterpiece quilts. We look forward to having her here in Omaha.

Please remember to volunteer and help with the show. **The show couldn't be as successful as it has been without the membership volunteering.** SIGN UP when asked. Volunteer sign up sheets will be available at the March meeting.

Let's get those quilt entry forms in!!!

Jim KinKennon


## Labeling Your Quilt Show Entry

Every item entered in the quilt show MUST have an entry label placed on the lower left of the back side of the quilt. The label should be a piece of fabric, and with a permanent marking pen include the following information: Quilts Show Entry Number, Name, Address, Phone number. Sew this label on with a whip stitch. Please do NOT use tape or safety pins! If you are having the quilt judged, your name, ad-

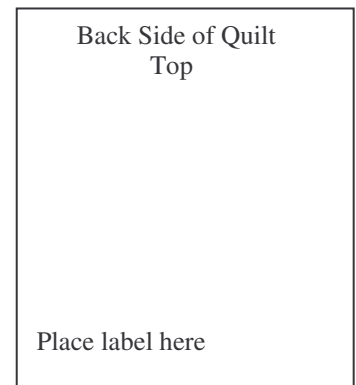
dress, and phone number must be covered – ONLY the entry number can show. You may either whip stitch a piece of fabric over the personal info, or place masking tape over it.

I personally like to use a piece of fabric approximately 6 inches by 9 to 12 inches. I write the entry number at the top and my name, address and phone number at the bottom. Then I fold it in thirds,

with the top third showing the number over the bottom third that has the personal info and then stitch it on. For example:



The placement on the quilt should look like:





# 30<sup>th</sup> Annual Quilt Show – “Quilters Make Everyday Best”

June 6, 7, and 8, 2008

Complete a separate form for each item entered. Please print or type all information. **Keep a copy for yourself.**

Entered by:  
Name \_\_\_\_\_  
Address \_\_\_\_\_  
City \_\_\_\_\_ State \_\_\_\_\_ Zip \_\_\_\_\_  
Day Phone \_\_\_\_\_ Night Phone \_\_\_\_\_  
email \_\_\_\_\_

Entry Information:  
Name of item \_\_\_\_\_  
Maker \_\_\_\_\_  
Owner \_\_\_\_\_  
Year(s) Made \_\_\_\_\_

**Judging:** Select all that apply  
 Item to be **NQA JUDGED**  
 Item is for **SHOW ONLY – NOT TO BE JUDGED**

**Dimensions:** (Not necessary for clothing or dolls.) Please be as accurate as possible, so we may hang your item properly!  
\_\_\_\_\_ inches x \_\_\_\_\_ inches  
WIDTH ACROSS (TOP) X LENGTH DOWN (SIDE)

## BOX I – ENTRY CATEGORY – SELECT 1 ONLY\*

1.  Bed Quilt, Pieced, Hand Quilted
2.  Bed Quilt, Pieced, Machine Quilted
3.  Bed Quilt, Appliquéd, Hand or Machine Quilted
4.  Bed Quilt, Mixed / Other, Hand or Machine Quilted
5.  Wall Hanging / Throw, Pieced, Hand Quilted
6.  Wall Hanging / Throw, Pieced, Machine Quilted
7.  Wall Hanging / Throw, Appliquéd, Hand Quilted
8.  Wall Hanging / Throw, Appliquéd, Machine Quilted
9.  Wall Hanging / Throw, Mixed / Other, Hand Quilted
10.  Wall Hanging / Throw, Mixed / Other, Machine Quilted
11.  Innovative Art
12.  Crib / Baby, Hand or Machine Quilted
13.  Miniature, Hand or Machine Quilted
14.  Clothing
15.  Professional, Hand Quilted
16.  Professional, Machine Quilted, Bed Quilt
17.  Professional, Machine Quilted, Wall hanging
18.  Group Quilt
19.  Other
20.  Junior (18 years and under)

\* See the Entry Instructions for help in choosing a Category.

## BOX II – Quilting (Select 1)

1.  Machine Quilting by: \_\_\_\_\_
2.  Hand Quilting by: \_\_\_\_\_
3.  Professionally Quilted by: \_\_\_\_\_
4.  Tied (Not Judged)

## BOX III – Additional Categories

(Select all that apply)

1.  First Quilt Show entry (Limit one, please)
2.  Holiday Theme
3.  Scrap Quilt
4.  Challenge – “Diamonds – A Cut above the Rest”
5.  Quilt for a Cause –  
Name of Charity \_\_\_\_\_

**Deadline for all Entry Forms is:**

**March 11, 2008**

Forms can be turned in at Guild Meetings  
or mailed to

**Ms. Julie Schram**  
2545 N. 63<sup>rd</sup> Street  
Omaha, NE 68104

Below, write the DESCRIPTION of your quilt. LIMIT 60 WORDS! Please include your design source, pattern, book or class. Tell us what you want the public to know. Feel free to attach a second sheet.

---

---

---

---

---

I authorize the Omaha Quilters' Guild to use a photographic image of my quilt and the Entry Information as stated above as an identifier of this quilt on their website or any public venue.

**DISCLAIMER:** In consideration of the right to participate, entrants release and discharge the Omaha Quilters' Guild and all its members from all responsibility for any damage or loss that may be suffered by their property. Please list any spots, cuts, marks or damaged areas on your quilt \_\_\_\_\_. The Show chairman reserves the right to move the item to a more appropriate judging category. The Judge reserves the right to disqualify any item not meeting published criteria.

Signed: \_\_\_\_\_ Dated: \_\_\_\_\_



## QUILT SHOW ENTRY INSTRUCTIONS

Please read carefully before completing entry form! A separate form **MUST** be completed for each item entered. **PLEASE PRINT** all information. Make additional copies of the entry form as required. Completed entry forms must be received by the quilt show chairman **no later than March 11, 2008**. **DO NOT TURN IN QUILTS AT THIS TIME**. Receipt of entry form by this date allows time for the preparation of the quilt show booklet and planning of exhibits.

### ABSOLUTELY NO ENTRY FORMS WILL BE ACCEPTED AFTER MARCH 11, 2008!

#### **General information**

Entrant must be a paid member of the Omaha Quilters Guild. All entries must be clean, constructed of fabric and be quilted. Entries may be evaluated, at the entrant's request, by a National Quilting Association (NQA) certified judge. A **MAXIMUM** of 10 items may be entered for exhibition; a **MAXIMUM** of 3 of the 10 items may be judged. The challenge quilts do not count as one of the 3 judged entries unless you also indicate that you want this item judged by the NQA judge. Quilts should be smoke and odor free. We reserve the right not to exhibit quilts that do not meet these standards. If an item is judged, entrant will receive a written evaluation form after the close of the show. Ribbon awards are given at the discretion of the judge.

Items which have been exhibited or judged in a previous Omaha Quilters' Guild show may not be entered. All entries to be **JUDGED** must be the work of the entrant, **EXCEPT** in the case of professionally quilted quilts and group quilts. Items which are not the work of the entrant may be entered for exhibit only.

The judge reserves the right to disqualify any item not meeting published criteria. No special hanging or handling will be allowed. If you wish to make comments to the judge, they should answer questions regarding the technique, and need to be attached to the entry form. (Make a copy for yourself).

**REMEMBER TO SIGN AND DATE THE FORM AND KEEP A COPY FOR YOURSELF!**

#### Description of Technique

**Pieced:** Entry contains hand or machine piecing. Small amount of other techniques permitted

**Appliquéd:** Entry contains hand or machine appliquéd. Small amount of other techniques permitted.

**Mixed:** Entry is constructed using a substantial amount of two or more techniques, such as an equal amount of appliquéd and piecing, doesn't include quilting and trapunto.

**Other:** Entry is constructed using one special technique such as whole cloth, stenciled, shadow, applique, embroidered, etc. Please describe technique in appropriate space on the entry form

#### **Box 1-Entry Category: Select 1**

All entries will be exhibited and/or judged by category. Each entry can be entered in **ONLY ONE** category. Quilt show chairman reserve the right to move entries to a more appropriate category for judging.

**Bed Quilt:** Quilt intended for use on a bed. Minimum size – 60 inches wide by 72 inches long. Is generally traditional.

**Wall Quilts/Throws:** Quilt intended for wall display or use as a throw. Is generally traditional.

**Innovative Art:** A unique and/or original interpretation (any size).

**Crib/Baby Quilt:** Quilt intended for use by a baby or child.

**Miniature:** Small version of a large quilt. Must be in scale.

Maximum size is 24 inches by 24 inches.

**Clothing:** Any pieced or appliquéd, and quilted garment.

**Professionally Quilted:** Quilted by a professional for hire, by hand or by machine. Write the name of the company (or individual) on the entry form in the appropriate space.

**Group Quilt:** Entry made by two or more people. Entry must be made under the name of the owner **OR** the name of the individual in charge of the project. Entry must have been quilted by an Omaha Quilters' Guild member(s). This category does not include professional (for hire) quilted quilts.

**Other:** Dolls, table cloth, tree skirt, totes, crazy quilts, etc. Note: Dolls will not be judged.

**Junior:** Must be made by a Junior Member (any size) and all the work on the quilt must be done by the Junior Member. Junior Members are under 18 years old.

#### **Box 2-Quilting: Select 1 and fill in the name of the quilter**

**Machine Quilted:** Entry contains machine quilting. May include some hand quilting.

**Hand Quilted:** Entry must be quilted entirely by hand,

**Professionally Quilted:** Quilter was paid to quilt by hand or machine.

#### **Box 3-Additional Information: Check all that apply.**

**First Quilt Show Entry:** First OQG Quilt Show entry (ever).

**Holiday Theme:** Entry represents a holiday theme (Christmas, Halloween, etc.)

**Scrap Quilt:** Entry must contain a minimum of 50 different fabrics, excluding backing fabric(s).

**Challenge:** Entry must contain a "diamond" to celebrate the 30<sup>th</sup> anniversary of the Quilt Show.

**Quilts for a Cause:** Entries in this category are quilts that are or have been donated to raise funds for other nonprofit charities. Entrant must specify which charity is to receive the quilt.



---

## Celebrate National Quilting Day

This year we are going to celebrate National Quilting Day with a luncheon at the DC Center.

The speaker for this event will be Sandy McMillian. She will have quilts to show us and of course lots to tell you about these quilts and how quilting has evolved for

her. She is always a delight--spend a couple of hours with us on Saturday March 15, 2008 to celebrate a day to honor quilting and quilters.

The tickets will be available at the March meeting. The cost is \$15. Tickets will not be available at the door. Plan on joining us for a fun event.

---

## Mother's Guild



The Mothers Guild of Boys Town is hard at work on several recog-

nition quilts which will be presented this spring to family teaching couples and to

school teachers at Boys Town as well as the top graduating seniors of the class of 2008. Our group is meeting in the Great Hall at Boys Town March 29. In April and May, we are meeting in a different location and will be working on Christ-

mas decorations and tree skirts for the Boys Town entry in a Christmas tree exhibit. Our meetings in the Great Hall resume June 28.

We have dates scheduled for July 26, Aug. 16, Sept. 20, Oct.

18, Nov. 15, and Dec. 6. If you are looking for a small group, we would love to have you join us.

Feel free to call Jan Fry for more information concerning this group.

---

## OQG Board Meeting Minutes Thursday, February 7, 2008

OQG executive committee met on Thursday 2/7 with President Carolyn March calling it to order at 7 p.m. There were 8 members present.

Properties-Need to rent computer/projector and screen for next Rising Star. Spending approved.

President elect- Potential quilt show chair would like to shadow this years chair. Approved and encouraged. Still looking for nominating committee members and recruits for positions not

filled for 2008-2009 year. March meeting candidates will be announced, April members will vote and May the new elects will take their positions.

Quilt show- Jim reported that Millard West cannot accommodate us this year do to floor work that needs to be started immediately after school is out. He has checked into Kiewit middle school as a possibility. Members present were encouraged to place calls at area schools and see availability for June 5-8. Public-

ity of the show is being handled by Kandi Gallup. Bookmarks that we hand out will be available quickly after the location is secured. All quilt show ideas and questions need to go directly to Jim.

Question was raised by 2 members prior to the meeting as to why we take summers off. As it stands the by-laws state that we are not a year round club. Many clubs around us do not meet in the summer. Will continue to monitor and discuss as needed.

OQG will send the allotted prize money directly to the State fair winners.

Roberta would like the members to know that she is in the need of more pictures for the web site.

The meeting ended at 7:36p.m.

Respectfully submitted  
Jan Koch  
Corresponding Secretary

---

## OQG General Meeting Minutes Tuesday, February 12, 2008

The meeting was called to order by President Carolyn Marsh at 7:00pm.

The meeting was turned over to Speaker, Jennifer Perkins to give a presentation on "Going the Extra Mile", giving tips for perfecting your skills and improving your chances for ribbons and awards. She then showed some of her

quilts, made through the years.

Peg Pennell gave a short remembrance of Sara Dillow, who passed away Friday, a founder of the NSQG and well known in Nebraska quilting circles.

Peg showed samples for the classes she will be teaching next month. Details are in

the newsletter.

### Committees Reports:

Becky Moyer, Rising Stars, reminded members about a mini retreat for the jacket class on Saturday, Mar. 23 and for a finishing class about binding on Mar. 29.

Helping Hands talked about the Ugly Duckling challenge. Pick up your ugly

fabric kit and make a project using it. This is due in September.

Block exchange had 30 Churn Dash blocks turned in. The Bear Paw block will be for next month. Three winners each got 10 blocks.

Carol McCann, camp director, announced this year's camp is Oct. 24-26. Regis-

## OQG General Meeting Minutes continued:

tration forms will be on the website and in next month's newsletter. Camp will be limited to 85 campers. Half of your \$ is due with your registration.

Jim KinKennon announced that Milliard West HS has cancelled our use of the building for the Quilt Show.

We need about 24,000 square feet of space. March 11 is the quilt entry deadline. The challenge this year must contain diamonds. The judge has been contracted.

Michelle Craig announced that Project Linus has a work and collection day on Sat. at Bryan HS for handmade blankies from 9 am to 1 pm. A sewing ma-

chine will be given away by a drawing of participants.

Membership committee gave out door prizes from OK Sewing, Hancock Fabrics and Mangelsens. There 7 guests and about 175 members present tonight.

Jackie Heyne, President Elect, is looking for volunteers for the nominating committee. The

committee still needs 2 general members and 2 current board members to serve. Duties were explained.

Meeting adjourned at 8:25 pm, followed by Show and Tell.

Respectfully submitted,  
LaVonne M Dunetts

## Up and Coming Events

### March 13<sup>th</sup> – 15<sup>th</sup>

Creative Fiber Fest at SCC in Lincoln Workshops to inspire and encourage your creativity. More info call Nancy Holman at 1 800 828 0072 ext. 2712 or [nholman@southeast.edu](mailto:nholman@southeast.edu)

### April 4<sup>th</sup> – 26<sup>th</sup>

Distinctive Directions-2008 Curated Textile Art Invitational. Lincoln, Nebraska Lux Center for the Arts 2601 N 48th Lincoln NE 68504

### April 9<sup>th</sup> – 13<sup>th</sup>

Beginning and Advanced Quilt Restoration Workshops Scott Conference Center in Omaha, Nebraska Details are at <http://www.quiltrestoration.com>. Because of the generosity of

several donors, we have several half scholarships available.

### April 11<sup>th</sup> – 13<sup>th</sup>

International Quilt Festival/ Chicago at Rosemont IL.

### 2007-08 OQG Workshop Registration Form

Please register using this form. Send your Check (payable to OQG) to Sue Volkmer, 2809 South 125th Ave #283, Omaha, NE 68144

Name \_\_\_\_\_

Address \_\_\_\_\_

City, State, zip \_\_\_\_\_

Daytime Phone Number \_\_\_\_\_

Please sign me up for:

Peg Pennell "Beaded Compass Star" - March 8th, 9am to 5pm **\*\* New Date \*\***

**Cost:** Members \$35.00, Non-members \$40.00

Sandi McMillian "Beginning Machine Quilting" - April 4th, 9am to 5pm

Sandi McMillian "Intermediate Machine Quilting" - April 5th, 9am to 5pm

Sandi McMillian "Advanced Machine Quilting" - April 12th, 9am to 5pm

**Cost:** Members \$40.00, Non-members \$45.00

**Location for all of the above workshops:** Country Inn and Suites, 11818 Miami St, Omaha, NE


Supply lists will be sent after your registration and payment are received.

**If you need to cancel your attendance at the class, we require seven days notice for a refund.**

**Treasurer's Report:**

<b>Account name</b>	<b>2006-07 BUDGET</b>	<b>2006-07 YTD</b>	<b>2007-08 BUDGET</b>	<b>2007-08 YTD</b>
<b>Income</b>				
Board Income	\$ -	\$ 18.00	\$ -	\$ -
Fall Retreat Income	\$ 10,000.00	\$ 10,337.00	\$ 12,000.00	\$ 12,435.00
Fundraising Quilt Income	\$ 3,000.00	\$ 3,317.00	\$ 5,000.00	\$ 1,374.00
Gifts Received	\$ -	\$ -	\$ -	\$ -
Helping Hands Income	\$ 100.00	\$ 325.00	\$ 100.00	\$ 400.00
Interest Income	\$ 8,000.00	\$ 8,068.28	\$ 2,000.00	\$ 1,628.97
Membership Income	\$ 9,000.00	\$ 9,332.80	\$ 9,000.00	\$ 7,421.00
Programs Income	\$ 5,000.00	\$ 9,376.00	\$ 8,850.00	\$ 6,924.00
Quilt Show Income (total)	\$ 17,000.00	\$ 17,244.00	\$ 15,000.00	\$ -
Quilt Show CD Income	\$ 500.00	\$ 798.00	\$ 800.00	\$ -
Quilt Show Vendor Income	\$ 7,500.00	\$ 8,370.00	\$ 7,100.00	\$ -
Quilt Show Other Income	\$ 9,000.00	\$ 8,076.00	\$ 7,100.00	\$ -
Ways & Means Income	\$ 500.00	\$ 46.80	\$ -	\$ -
Bus Tour Income FY06-FY08	\$ 1,500.00	\$ 1,855.00	\$ 1,500.00	\$ 900.00
<b>Total Income</b>	<b>\$ 54,100.00</b>	<b>\$ 59,919.88</b>	<b>\$ 53,450.00</b>	<b>\$ 31,082.97</b>
<b>Expenses</b>				
Block Exchange	\$ 20.00	\$ -	\$ 20.00	\$ -
Board Expense	\$ 300.00	\$ 737.57	\$ 600.00	\$ 196.57
Capital Expense	\$ 1,400.00	\$ 1,127.53	\$ 1,500.00	\$ 120.27
Education Expenses	\$ 100.00	\$ -	\$ 100.00	\$ -
Fall Retreat Expenses	\$ 10,000.00	\$ 10,122.40	\$ 12,000.00	\$ 12,307.78
Fixed Expenses	\$ 7,000.00	\$ 4,693.73	\$ 7,000.00	\$ 3,883.00
Fundraising Quilt Expenses (total)	\$ 350.00	\$ 265.22	\$ 300.00	\$ 793.38
Raffle Ticket Expenses	\$ 200.00	\$ 187.51	\$ 200.00	\$ 235.38
Other Fundraising Quilt Expenses	\$ 150.00	\$ 77.71	\$ 100.00	\$ 558.00
Gifts/Donations	\$ -	\$ -	\$ -	\$ 2,299.00
Helping Hands Expenses	\$ 250.00	\$ 315.64	\$ 350.00	\$ 404.36
Historian Expenses	\$ 300.00	\$ 160.02	\$ 200.00	\$ -
Library Expenses	\$ 250.00	\$ 213.36	\$ 250.00	\$ 183.52
Membership Expenses	\$ 1,000.00	\$ 1,302.19	\$ 1,000.00	\$ 1,045.42
Newsletter Expenses	\$ 3,500.00	\$ 2,654.21	\$ 3,000.00	\$ 1,347.33
Programs Expenses	\$ 15,500.00	\$ 19,963.45	\$ 15,000.00	\$ 13,248.39
Quilt Show Expenses (total)	\$ 11,700.00	\$ 11,506.10	\$ 10,200.00	\$ -
CD Expenses	\$ 200.00	\$ 176.81	\$ 200.00	\$ -
Other Quilt Show Expenses	\$ 11,500.00	\$ 11,329.29	\$ 10,000.00	\$ -
Rising Stars Expenses	\$ 20.00	\$ -	\$ 20.00	\$ 9.93
Small Groups/New Members Expenses	\$ 35.00	\$ -	\$ 35.00	\$ -
State Fair Expenses	\$ 75.00	\$ 75.00	\$ 75.00	\$ 75.00
Ways & Means Expenses	\$ 500.00	\$ 14.04	\$ -	\$ -
Web Site Expenses	\$ 300.00	\$ 300.00	\$ 300.00	\$ 300.00
Bus Tour Expenses FY06-FY08	\$ 1,500.00	\$ 1,820.00	\$ 1,500.00	\$ 1,570.00
<b>Total Expenses</b>	<b>\$ 54,100.00</b>	<b>\$ 55,270.46</b>	<b>\$ 53,450.00</b>	<b>\$ 37,783.95</b>
<b>Balance</b>	<b>\$ -</b>	<b>\$ 4,649.42</b>	<b>\$ -</b>	<b>\$ (6,700.98)</b>

April 2008



# The Official Publication of the Omaha Quilters Guild

**Next Newsletter  
Deadline:**  
April 15, 2008

Next OQG meeting: Tuesday, April 8th at 7 pm.

Email Elizabeth Kannedy at oqgnewsletter@yahoo.com or mail to: 13308 South 33rd Street, Bellevue, NE 68123-2369

## INSIDE THIS ISSUE

President Notes continued	2
Rising Stars	2
Helping Hands	2
Quilt Show	3
Labeling your Quilt	3
Block Exchange	4
Camp Wanamakeablankie	4
Membership	4
Membership Form	5
Machine Quilting Classes	6
Board Meeting Minutes	6
General Meeting Minutes	6
General Minutes continued	7
Workshop Registration	7

## OQG BOARD MEETING

**April 1, 2008  
7 pm**

**Lutheran Church  
Of the Master**

## April Program -

This month we welcome Kelly Gallagher-Abbott to the Omaha Guild. Kelly is the curator of the Hoffman Challenge and started her company Jukebox in 1992 with Julie Padbury. They have designed some great patterns, some with a whimsical twist. The company mover to Colorado and has evolved to have a team of fifteen designer. In addition to patterns they

offer textile pigments for quilters--Tsukineko All Purpose Ink.

Kelly is past president of the Southern Carolina Council of Quilt Guilds and has lectured and taught at conferences--such as the Crazy Quilt Conference--across the country. Kelly will be teaching a basic class on crazy quilting on Wednesday April 8 and a

great easy pieced quilt top on Thursday April 9 called the Jigsaw. This quilt would be great one for kids and would be a nice quilt to see show up using some of our Helping Hands fabrics or great stuff from your stash for the project. It is easily pieced and would be something new for gift giving. Sign up for Kelly's classes and step out of your box.

## President Notes

*"Two roads diverged in a wood, and I...I took the one less traveled by, and that has made all the difference." Robert Frost*

*When did you choose the 'road less traveled' and how has it made a positive impact upon your life?*

Dear Quilting Friends,

I have two wonderful friends that I eat lunch with almost every day. Over the past several weeks we have been 'down in the dumps' and spending too much time complaining about anything and everything. Our moods had become so

'blue' that there were a couple of lunches that we barely talked with each other. That was unusual for us!

We decided that we needed to end the pity party and get back on track with positive thoughts. During our discussion we decided that we would take turns picking a lunch topic for the next day that would help get us engaged again. That same afternoon Sheree' sent Cathy and me the above excerpt from Robert Frost's poem "The Road Not Taken" and her question as to how that had affected

each of our lives.

I started thinking about when had I taken a 'road less traveled'. My first thought was accepting the invitation from Carol McCann for the nomination of president elect for the Omaha Quilters Guild. Talk about a 'road less traveled'!

The impact to my life has been tremendous. I've met so many new people; from national to local quilt artists that have taken the time to share their knowledge and talents. But I think the





---

## President Notes continued:

greatest impact has been watching the talented group of ladies and men within our guild continue to share their time and talents to help the guild continue to grow.

The past several months have been quite a challenge for the guild as we scurried to find a new site for the

quilt show. But I saw women stepping out from their comfort zone and taking the 'road less traveled' to help with procuring a new site. Thank you to those women that spent extra time and effort contacting so many businesses and schools.

The guild is on that 'less traveled road' right now. We've had to make changes at the last minute for the 2008 quilt show venue. It's always easy to be critical of change. But without change we become stagnant. Let's begin our summer with a successful quilt show. Please contact Jim & Sue

Kinkennon and let them know how you can help.

My hope is that each of you will consider 'I took the one less traveled by' and you will find 'that has made all the difference'.

Regards,  
Carolyn Marsh

---

## Rising Stars

The April speaker for Rising Stars will be Lynn Dole with Blooming Minds. Her talk will be "to market to market we go". She will be talking about her pattern business

and she will be showing a bunch of new pattern that she will be taking to Market. So we will be the very first to see them.

Bring plenty of money because after her talk and before the main meeting you will be able to purchase all the new patterns that you can't live without.

Rising Star Committee:  
Becky, Kaye,  
Ruth



---

## Helping Hands



Helping Hands is in need of Fabric. We will accept any kind of fabric.

See Lora for a stuffed bear pattern at the Helping Hand's table. She also has an example of one that is unstuffed. We will be cutting out bears over the summer using corduroy, fur and printed fabrics. If you have a piece of ribbon that is long enough to make a bow bring it to a meeting, we need it.

Ugly Duck Contest: Bring one yard of "ugly" fabric to a meeting, pick a different yard of "ugly" fabric and turn it into a beautiful quilt. You have until the September meeting to make a quilt.

See Lois to turn in your finished quilts. Don't forget to pickup a door prize ticket for each quilt you turn in and

please sign the turn in sheet. Also let Lois know if the quilt is for hospice or an auction. We've recently been giving quilts to our President Carolyn for a hospice in Iowa. As of today OQG has given four quilts away for fund raisers and there are more four quilts ready to be given away. Log on to OQG's website to view the available quilts.

See Jeanette to pickup a kit to work on. We have kits that contain top/batting/backing and binding. We also have some quilts that need quilted. Have you try out some new stitches?? This is your opportunity to try them out or just to practice your quilting. If you have a quilt that only needs binding, you can go ahead and turn it in. We have members who only want to sew on binding. You can drop it off at a monthly

meeting or at the Millard Library on a Thursday.

See Linda to pickup a bag or two for the small group contest that ends in May. Any one can pick up a bag of fabric regardless of whether you are in a group. If you've already finished your quilt or just a top for the contest, you can go ahead and turn it in. It will be kept until May for the contest. Make sure you tell Linda it is for the contest and write down your name and the names of anyone that helped with the quilt.

Linda also has two different bags for making blocks. One with a muslin square and fabric to make a crazy quilt block and one with a muslin square and fabric for strip quilt blocks.

Call or email Angie if you want to sew on binding and you were not able to attend

the OQG meeting or if you want to donate fabric. If you need to make arrangements for delivery or pickup you can contact me at [helping-hands@omahaquiltersguild.org](mailto:helping-hands@omahaquiltersguild.org) or [avreedme@hotmail.com](mailto:avreedme@hotmail.com) or you can call my cell phone, 651-6593

Please, feel free to talk to any member of Helping Hands about our projects or if you have an idea for a new project. Don't forget everyone is welcome to join Helping Hands at the Millard Library on Thursdays 10 am till 3 pm.

Helping Hands Committee,  
Angie -Chairperson  
Lora-Lois-Linda-Jeanette-  
Rita-Fran

## Quilt Show

Quilters Make...



Everyday Best

Omaha Quilters Guild  
Quilt Show 2008  
June 5, 6, 7 and 8 2008

Location:

Gretna Outlet Mall,  
Exit 432 on I-80

The final dates and  
times are:

**Thursday, June 5**  
6: 30 to 8:00 PM

Members Only Reception

**Friday, June 6**  
9:00 AM to 8:00 PM

**Saturday, June 7**  
9:00 AM to 6:00 PM

**Sunday, June 8**  
Noon to 4:00 PM

The Quilt Show is ON!  
Thanks to all who helped find a location for the Show. It is to be held in the Gretna Outlet Mall, located off Exit 432 on Interstate 80. The quilts and vendors will share several bays at the mall. Space

may be limited, but we'll do our best to make the show a success!

**VOLUNTEERS NEEDED!** Please remember to sign up to volunteer at the April Meeting. Volunteers are needed in all areas. Help make the show a success. See Judy Sellers and Judy Tyler at the Quilt Show table to sign up.

Thanks to all who have entered their quilts. Final turn in date will be in May, so get those bindings on and be certain to label the quilts

as directed below and on the entry sheet information.

Your Quilt Show Chair,  
Jim KinKennon  
592-2939  
husker\_quilter@hotmail.com

## Labeling Your Quilt Show Entry


Every item entered in the quilt show **MUST** have an entry label placed on the lower left of the back side of the quilt. The label should be a piece of fabric, and with a permanent marking pen include the following information: Quilts Show Entry Number, Name, Address, Phone number. Sew this label on with a whip stitch. Please do NOT use tape or safety pins! If you are having the quilt judged, your name, address, and phone number must be

covered – **ONLY** the entry number can show.

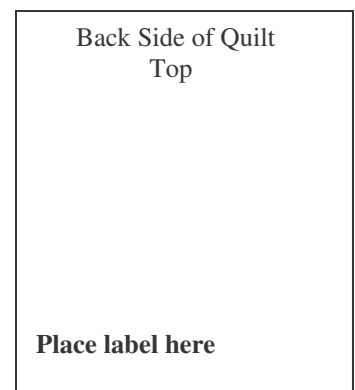
You may either whip stitch a piece of fabric over the personal info, or place masking tape over it.

I personally like to use a piece of fabric approximately 6 inches by 9 to 12 inches. I write the entry number at the top and my name, address and phone number at the bottom. Then I fold it in thirds, with the top third showing the number over the bottom third that has

the personal info and then stitch it on. For example:



The placement on the quilt should look like:



---

## Block Exchange

Thank you to all who did the Bear Paw Block. We gave out 39 patterns and focus fabric. 29 blocks were returned and we saw a lot of clever ideas. Three

individuals won blocks: Carla Toczek, Judy Vidito, and Shalbey Workman. We hope to see them put together in a future Show and Tell. The next block is a Bas-

ket block. If you have any questions please feel free to contact us. It will be interesting to what you do with them...you are all so clever.

C.J. Gleason, 712 323-7211  
or [cjg333@gmail.com](mailto:cjg333@gmail.com)

Rojene Grigg, 712 366-0714 or [rojeneg@yahoo.com](mailto:rojeneg@yahoo.com)

---

## Camp Wannamakeablankie



The registrations for Camp have been arriving at a record pace. We have currently reached the limit of campers we can accept. Campers who are regis-

tered will receive more information during the summer. Camp is scheduled to begin on Friday at noon. It is our goal to begin assigning sewing space in September and have table assignments ready to show campers at the September meeting. On Sunday we will need to

be out of the sewing rooms by noon and then lunch will be served. We are leaving earlier this year because the building has been rented by another group and they need the three hours to clean and set the room up for the next group. If you would like to have your name

on a waiting list, please email Mary Richling. If you are interested in being Camp Directors for 2009, please contact the new President-Elect, Kathy Havranek

Camp Directors,  
Carol, Mary,  
& Judy



---

## Nominating Committee

The nominating committee consisting of Jackie Heyne, Carolyn Marsh, Janet Koch, and Carol Nish met on Monday March 10th to choose the Executive Board Members for 2008-2009.

The names of the nominees were presented at the

March Meeting as follows: President - Jackie Heyne, President Elect - Kathy Havranek, Vice President/Program Chair - LaVonne Dunetts, Treasurer Joan Workman, Recording Secretary- Linda Hermish, Corresponding Secretary - Janet Koch

and Advisor/Past President - Carolyn Marsh.

We will be voting on this slate of officers at the April meeting.

There are many ways to help in the guild by volunteering for committees, chairing a committee and

also by participating in the organized events.

Please feel free to contact me if you have any questions or would like to be a part of next years committees.

Jackie Heyne  
President Elect

---

## Membership

As we move into spring, the membership committee is ready to accept 2008-2009 membership forms. Be an early bird and avoid

the rush, turn your form in soon; and have your name in next year's book. Enclosed in the newsletter is a membership form for your con-

venience. It is also available on the OQG website.

We look forward to seeing you at the April meeting, with 2007-08

membership books in hand for those still needing them, and lots of door prizes.

Linda Holman

## OMAHA QUILTERS GUILD 2008 MEMBERSHIP FORM

### GENERAL INFORMATION

Monthly meetings are held the second Tuesday of each month, September through May at 7:00 pm at the Westside Community Education Center, 108th & Grover, Omaha, Nebraska. Our membership year runs from July 1 to June 30. **This membership form must be filled out every year to update information.**

In order to have your information printed in the membership directory, you must turn this form in by June 30<sup>th</sup>. Forms received after this date may not appear in the membership directory. If you do not want your information printed in the directory, please check the box below and you will not be listed.

### DUES INFORMATION

Make checks payable to **Omaha Quilters Guild**; 2008 dues are \$20.00.

Complete this form and mail with your check to: Bev Adams, 922 Shenandoah, Papillion, NE 68046

**NOTE:** If you want your packet mailed to you, please add \$1.50, otherwise they will be available at the membership table prior to our meetings.

I want to receive my newsletter by: Email  Regular Mail

### MEMBER INFORMATION

New member       Existing member       Address has not changed.

\_\_\_\_\_  
Name

\_\_\_\_\_  
Address

\_\_\_\_\_  
City

\_\_\_\_\_  
State

\_\_\_\_\_  
Zip (9 digit)

\_\_\_\_\_  
Home/ Cell Phone Number

\_\_\_\_\_  
Work Phone

\_\_\_\_\_  
Email Address

- |   |  |
|---|--|
| <input type="checkbox"/> List my name in the printed directory                        | <input type="checkbox"/> Please list me as a quilting teacher      |
| <input type="checkbox"/> List my address in the printed directory                     | <input type="checkbox"/> Please list me as a hired machine quilter |
| <input type="checkbox"/> List my phone numbers in the printed directory               | <input type="checkbox"/> Please list me as a hired hand quilter    |
| <input type="checkbox"/> List my email address in the printed directory               |  |
| <input type="checkbox"/> <b>DO NOT LIST any information about me in the directory</b> |  |

I am a member of the small group named: \_\_\_\_\_

I would like to join a small group -- meeting preference: Daytime  Evenings

I am interested in helping with this following OOG committee activities

Block Exchange	Properties	Charitable Requests
Raffle Quilt - Maker	Children's Emergency Fund	Registry
Raffle Quilt - Quilt Mom	Education	Historian
Helping Hands	Retreat	Sister Guild
Show and Tell	Library	Ways and Means
Membership	Small Groups/Rising Stars	Speaker Bureau
Newsletter	Steering	Other _____

**Any comments or suggestions?**



---

## Machine Quilting Classes

Machine quilting classes will be held on Friday April 4 and Saturday April 5 at the Country Inn and Suites starting at 9am. The Friday class is

the Beginning level and the Saturday class is the Intermediate level.

Sandi McMillian will be the instructor and there

are a few spots left in both classes.

Register online or call Sue at 333-5212. This is a great set of classes and will help you gain confi-

dence to machine quilt some of those projects.

The supply list is up on the website. Don't miss out on this great opportunity.

---

## OQG Board Meeting Minutes Thursday, March 4, 2008

President Carolyn Marsh called the meeting order at 7 pm.

Quilt show - Jan Koch said that Nebraska Crossing Outlet stores have 23,000 SF of space available to us, in several units. The ceiling height is 10 ft. Those in attendance agreed this site looked fine for this year, pending approval by the Quilt Show Chair. This is a one year commitment only, for now.

Roberta Willet checked out the new convention center in Papillion. The

ballroom is 30,000SF and is not available this year. For \$6000 plus \$50 for each vendor (this includes tables, pipe and drape) Embassy Suites would rent us 22,500 SF next year during College World Series. Roberta will continue to look at this.

Carol McCann, Camp Wannamakeablankie, said registration forms are in the current newsletter and online. They will be accepted from now until capacity is reached at 85. You must be member to

attend. A contract has been signed for 2009 at Camp Carol Joy Holling.

Helping Hands is gearing up for the Ugly Ducking contest. They are collecting prizes now. This challenge is due back at the September meeting. The committee needs more fabric.

Linda Holman, Membership, said we have 426 members. Membership updates will not be printed, but an email version may be requested.

Sue Volkmer, Programs,

has \$15 tickets available for the Nat. Quilting Day luncheon on Mar. 15th. Openings are available for Peg Pennell and Sandi McMillan's classes.

The Block exchange committee will have a basket block available for next month.

Jackie Heyne clarified some committee chair assignments for next year.

The meeting was adjourned at 7:36 pm.

Respectfully submitted,

LaVonne Dunetts

---

## OQG General Meeting Minutes Tuesday, March 11, 2008

President Carolyn Marsh called the meeting to order at 7:00 pm. Peg Pennell, our speaker, was introduced and presented the program, "The Icing on the Quilt", about embellishing.

Carolyn explained about the problems caused by Milliard West backed out as our host site for this year's Quilt Show. She thanked Jan Koch for pursuing a new loca-

tion at Nebraska Crossing Outlet Mall. The show will be in several different bays along with the vendors and demonstrations. The deadline for turning in Quilt Show forms has been extended by one week. Mail your form to Julie Schram.

New Business – Jackie Heyne, President Elect, introduced the slate of officers for next year.

They are Kathy Havrenek, President Elect, LaVonne Dunetts, VP programs, Jan Koch, Corresponding Secretary, and Linda Hermes, Recording Secretary. Joan Workman still has a year left as Treasurer. Nominations from the floor and elections will be at the April meeting.

Carol McCann, co-director of Camp Wan-

namakeablankie, announced that registration forms are on the website and in your newsletter. Workspace will be assigned, so sign up with the group you plan to sit with. Only 85 members will be allowed to attend.

Joan Workman has raffle tickets for sale on a quilt to benefit Breast Cancer research.

## OQG General Meeting Minutes continued:

Roberta Willet, Webmaster, introduced herself and explained that Elizabeth Kannedy was the newsletter editor, although she distributes it by email.

Elizabeth Kannedy showed the first item donated for the Caring Friends auction for the December '08 meeting.

Sue Volkmer, Programs, said that space is left for Sandi McMillan's beginning and intermediate Machine Quilting classes on April 4 and 5.

The advanced class is full.

Alice Cruz's fabric dying workshop in June is filled.

Kelly Gallagher-Abbott will be next month's speaker and will be teaching 2 classes.

Angie Reed, Helping Hands, reminded us the group meets every Thursday at the Millard Branch of the Omaha Public Library and will continue to do so throughout the summer.

Come and sew with them. Check the website for instructions and available auction quilts. You don't need to bring anything with you. She showed some quilts that have been made recently. Kits are available for pick-up.

Rogene Grigg, Block Exchange, said a basket block is available for next month. There were 29 blocks turned in this month, won by 3 members.

Linda Holman, Member-

ship committee, said 186 members, 5 guests and 1 new member are in attendance tonight. Prizes from Bloomin' Minds, Seams to Be, Sunshine Stitches, Sew Viking, and Hancock Fabrics were given away.

The meeting adjourned at 8:14 for Show and Tell.

Respectfully submitted,

LaVonne Dunetts

### 2007-08 OQG Workshop Registration Form

Please register using this form. Send your Check (payable to OQG) to  
Sue Volkmer, 2809 South 125th Ave #283, Omaha, NE 68144

Name \_\_\_\_\_

Address \_\_\_\_\_

City, State, zip \_\_\_\_\_

Daytime Phone Number \_\_\_\_\_

Please sign me up for:

\_\_\_ Kelly Gallagher-Abbott "Just the Basics - Crazy Quilt Stitches" - Wednesday April 9th, 9am to 5pm

**Cost:** Members \$45.00, Non-members \$50.00

\_\_\_ Kelly Gallagher-Abbott "Jig Swatches Puzzle" - Thursday April 10th, 9am to 3pm

**Cost:** Members \$40.00, Non-members \$45.00

\_\_\_ Sandi McMillian "Beginning Machine Quilting" - April 4th, 9am to 5pm

\_\_\_ Sandi McMillian "Intermediate Machine Quilting" - April 5th, 9am to 5pm


**Cost:** Members \$40.00, Non-members \$45.00

**Location for all of the above workshops:** Country Inn and Suites, 11818 Miami St, Omaha, NE

Supply lists will be sent after your registration and payment are received.

**If you need to cancel your attendance at the class, we require seven days notice for a refund.**

May 2008



# The Official Publication of the Omaha Quilters Guild

**Next Newsletter  
Deadline:**  
June 17, 2008

Next OQG meeting: Tuesday, May 13th at 7 pm.

Email Elizabeth Kennedy at oqgnewsletter@yahoo.com or mail to: 13308 South 33rd Street, Bellevue, NE 68123-2369

## INSIDE THIS ISSUE

Rising Stars	2
Helping Hands	2
Quilt Show	3
Labeling your Quilt	3
Membership	3
Block Exchange	4
Board Change Over Meeting	4
Lincoln Guild's Fall Retreat	4
Membership Form	5
Crazy Quilt Workshop	6
Board Meeting Minutes	6
General Meeting Minutes	6
Lincoln Guild's Fall Retreat Registration Form	7
Officers & Chairmen	7
Workshop Registration	7

## OQG BOARD MEETING

**May 6, 2008  
7 pm**

**Lutheran Church  
Of the Master**

## May Program -

Molly Anderson from Hastings, Nebraska will be the speaker for the May meeting. Her topic is "Transitions in Quilting".

Molly is known to some members because of her beautiful quilts made of hexagons---she designed some landscapes, bou-

quets, etc. The are truly works of art.

Molly's quilts are quilts that happen to be art pieces and art pieces that happen to be quilts. Traditional quilting designs and methods are represented in Molly's work in untraditional ways. English paper piecing,

broderie purse, applique, hand quilting rocking stitch and various embellishments are all old techniques. Molly borrows from these methods and adapts them into her own style.

Join us for our last meeting and be inspired to try something different.

## President Notes

Dear Quilting Friends,

I thought that you might enjoy these helpful hints for dealing with the burdens of life:

- \* Accept that some days you're the pigeon, and some days you're the statue.
- \* Always keep your words soft and sweet, just in case you have to eat them.
- \* If you can't be kind, at least have the decency to be vague.
- \* If you lend someone

\$20 and never see that person again, it was probably worth it.

- \* It may be that your sole purpose in life is simply to be kind to others.
- \* Nobody cares if you can't dance well. Just get up and dance...
- \* Since it's the early worm that gets eaten by the bird, sleep late...
- \* The second mouse gets the cheese.
- \* Some mistakes are too much fun to only make once.

\* We could learn a lot from crayons...some are sharp, some are pretty and some are dull. Some have weird names, and all are different colors, but they all have to live in the same box.

\* A truly happy person is one who can enjoy the scenery on a detour.

Life is so much more enjoyable when you smile and giggle!

Regards,  
Carolyn Marsh



## Rising Stars

As some of you know, our March speaker Ruth Ciemnoczolowski didn't show up. And the reason she didn't show up was because yours truly gave her the wrong date. Fortunately I figured out that I had given her the

wrong date before she showed up the next day and we weren't here. So after a lot of apologizing, Ruth agreed to come and give her talk at our May meeting. So again her talk will be on embellishments and creativ-

ity and I bet she will be able to answer our burning question....How does she pronounce her last name? If you'd like to visit her website it is: [Ruthfromomaha.com](http://Ruthfromomaha.com)

Rising Star Committee:

Becky (can't read a calendar) Moyer,  
Kaye Jackson,  
& Ruth Gregg



## Helping Hands



The Ugly Duck Contest is in need of Prizes. We are looking for donations of what ever you have in your home; fat quarters, needles, thread, sewing notions and containers for the prizes, for example baskets or decorated boxes

Please, stop by and see Lora if you selected a piece of fabric out of the Ugly Duck box. We need a count of how many members took home Ugly Duck Fabric.

I want to say "thank you" to everyone who gave their time and donations to Helping Hands this past year. (sorry if I forgot to list your name, it was not intentional)

### Fabric and batting donations:

Gail Lambertz - fabric for Hospice

Sue Volkmer at the Log Cabin - bolt and tub of fabric. Also thanks for running the contest in May. We've already received the finished quilts and tops from the contest.

Lynn Doyle - for the bolts and bags of fabric

Sheryl Schultz from Mace-

donia, IA, Barbara Kliever, Judi Gustafson, Becky Draper, Connie Sorensen & Anon Ymans

Last but not least, Barb Van Trump for her donation of 100 yards of fabric! This is the second year in a row Barb donated a large quantity of fabric.

Thanks to Mary Lou Zdanfor remembering Helping Hands will take fabric. Even though we did not need it at the time.

**Tops and/or completed Quilts** (we've received a total of 170 so far):

Becky Draper, Linda Holman, Lisa A Spereman, Darlene Hollwager, Carecie Harstad, Quarter Inchers, Irene Keenan, Cheryl Jaixin, Greatful Threads, Knot Yet, Laila Barre, Nancy Deicke, Janet Volkl, Mary Cave, Marilyn Offenloadsen, DeAnne Mack, JoAnn Lamas, Rita Haverman, Julie Noethe, Annie Fischer, Ginny Driver, Gina Looney, Georgia Patrick, JoAnn Wer, Sandy Bernashek, Page Bidne, Ruth Gregg, Becky Triplett, Cindy Sortman, Charlene Gustin, Jeanine Rostoks, Joann Almsteier, Rudy Murchie, Marge Thompson, Gina Looney, Stitch & Bitch, Lorraine

Carter, Katie Hanbrich, Linda Shirck, Connie Ten-Clay, Michelle Craig, Theresa Szynskie, Carol Nish, Mary Ramirez, Kerby Selner, silent quilters, Deb Kuhik, Quackers, Marge Knapp, Annette Farquhar, Paula Williams, Diane Magnuson, Mary Wheeldon, Joyce Castle, Ricki Dennis, Jackie Heyne, Arlene Kunes, and all the members that did not leave their names.

Erica - for meeting me, picking up and dropping off quilts

Judi Gustafson - for sewing binding on quilts while in town and on the road.\

Joan Workman and Janet Koch - for your team work on a quilt. Janet does the quilting and Joan sews the binding

### Thanks to the 2007-08 Helping Hands Committee

Connie Sorensen - for making the special quilts for auction

Lois Palmisano - for her long arm quilting, she quilts morning to night. 6 days a week. We would not have had the number of quilts we delivered without her help.

Lora Swett, Linda Hermesch, your husbands and

pets. Thank you for allowing Helping Hands into your homes when we didn't have anywhere to meet.

Jeanette Podwinski - for machine quilting the really big quilts

The mother and daughter team of Rita Matthews and Fran Larson -. Your team took helping hands "out of the box" with your ideas.

Millard and Papillion Libraries for making the Thursday and Saturday meetings possible

Roberta Willet - for posting the pictures and information on the website

Elizabeth Kannedy - for making the newsletter a great way of getting the message out to the membership

Don't forget, Helping Hands will be meeting at Millard Library this summer. Meeting information will be posted on the OQG website or for more information call 651-6593.

Helping Hands Committee,  
Angie Reed  
Chair 2007-08



## Quilt Show

Quilters Make...



Everyday Best

Please get the word out! We want to have a GREAT turn out for this year's show. Remember, the location is in the Nebraska Crossing Outlet Mall, located off the Gretna exit, Exit 432 on Interstate 80. The quilts and vendors will share several bays at the mall! It will be a gorgeous weekend for our show.

### VOLUNTEERS!

We can always use additional volunteers. If you've

already signed up, THANK YOU! If not, please sign up at the May meeting. See Judy Sellars and Judy Tyler at the Quilt Show table to help.

**QUILT TURN IN! MAY 13, 2008 – MAY 23, 2008. Notice the CHANGE!**

After the April Quilt Guild meeting, there was some additional discussion about the quilt turn in date I proposed (April 21). Most of the members felt that that was too long of a time for the quilts to be out of their possession. It was also stated that it may be too great of an imposition for the quilts to be stored away from their original owners. So...the first turn in will be at the May 13<sup>th</sup> Guild Meeting. Please look for the des-

igned tables. If you can't attend the meeting, you may turn in the quilts to one of the following locations:

**County Sampler**  
11928 West Center Road  
Omaha, NE 68144  
333-6131

**Log Cabin Quilt Shop**  
2819 South 125th Ave  
Omaha, NE 68144  
333-5212

**Country Sampler**  
841 Tara Plaza  
Papillion, NE 68046  
537-9515

**Quilted Moose**  
109 Enterprise Drive  
Gretna, NE 68028  
332-4178

**Kanesville Quilting/  
Gingham Goose**  
19851 Virginia Hills Road  
Council Bluffs, IA 51501  
712-366-6003

**The quilts must be turned in NO LATER than 2:00 PM on Friday, MAY 23, 2008.** This will give everyone a relaxed MEMORIAL DAY weekend. Judging will take place the following week. If you have a concern with the turn in dates, please let me know.

The first set of bookmarks and posters are being distributed to the Shop Hop dealers. Thanks to Sue Volkmer for taking the time and effort to get them to the owners. More are available if you have a need or know of a location to advertise the show. Let us know!

Your Quilt Show Chair,  
Jim KinKennon  
592-2939  
husker\_quilter@hotmail.com

## Labeling Your Quilt Show Entry


Every item entered in the quilt show MUST have an entry label placed on the lower left of the back side of the quilt. The label should be a piece of fabric, and with a permanent marking pen include the following information: Quilts Show Entry Number, Name, Address, Phone number. Sew this label on with a whip stitch. Please do NOT use tape or safety pins! If you are having the quilt judged, your name, address, and

phone number must be covered – ONLY the entry number can show.


You may either whip stitch a piece of fabric over the personal info, or place masking tape over it.

I personally like to use a piece of fabric approximately 6 inches by 9 to 12 inches. I write the entry number at the top and my name, address and phone number at the bottom. Then I fold it in thirds, with the

top third showing the number over the bottom third that has the personal info and then stitch it on. For example:



The placement on the quilt should look like:



## Membership

Spring is hopping forward in our quilt guild! At the April meeting, there were 202 attendees; out of which over 100 membership forms for

the 2008-2009 year were turned in. Wow! Membership forms will be available at the membership table in May, at the Quilt and on the

OQG website. If you are mailing your membership form, take note of the new name and address to send it to.

We look forward to seeing you all at the May meeting, with wonderful door prizes.

Linda Holman,  
Membership Committee

---

## Block Exchange

Thank you to all who did the Basket Block. It was a little more intense, but was a great learning experience for some of us. The Creativity of our members shines

through more and more with each block. You had such clever ideas!

It's hard to believe we have handed out our last block for this year. We are looking

forward to seeing them come back. We are working on next year's blocks. If you have any feedback on the block exchange, we would be very interested in hearing

from you.

C.J. Gleason, 712 323-7211  
cjpg333@gmail.com

Rojene Grigg, 712 366-0714  
rojeneg@yahoo.com

---

## Save the Date

There will be a change over meeting of the Board of Directors on Tuesday June 17th, 2008 at 7:00 P.M at my house (invitations to follow). All out-going board members and committee chairs as well as newly elected board members and chairs are expected to attend. Year end reports should be turned in at this meeting by all board members and committee chairs even if you are continuing your term or will

be the committee chair next year. Your year end report should include, your title, what your job was, what you worked on in the past year, what changes you made or would like to suggest for the new committee chair and any comments you would also like to share. Please provide two copies, one for Carolyn Marsh and one for me. We will also be discussing this years quilt show and have comments and con-

cerns brought up while they are fresh in everyone's mind. We will have time for you to meet and discuss your positions and share ideas for the upcoming year.

I want to extend a big THANK YOU to all those who have served as a board member or committee chair last year and to those who will be serving in the next year.

Your commitment is appre-

ciated by the members of the guild.

Additionally there will be a Budget meeting for the executive members scheduled for Tuesday July 15th with place and time to be determined.

If you have any questions, please contact me.

Jackie Heyne

President Elect

---

## Striping the President

Please join me at the May meeting to "strip" our President, Carolyn Marsh. Carolyn has a secret envy of Elenor Burns who is "Still Stripping after 25 Years" and believes the only way for a president of a quilt guild to leave her podium is "Stripped Down".

There will be a basket at the membership table to collect all of your brightly colored 2 1/2" strips (bright/neon prints and solids or black with bright/neon prints) to the May meeting. For all of you "Strip Lovers", we will go "Strip Crazy" and wish Carolyn a "Strip Happy" life

after her tenure as president of the Omaha Quilters Guild 2007-2008 year.

If you have any questions, please call me at 981-0119

Jackie Heyne  
President Elect

"Still Stripping after 25 Years" by Elenor Burns

"Stripped Down" by Karen Burns

"Strip Lovers", "Strip Crazy", and "Strip Happy" by Suzanne McNeill

---

## Up and Coming Events: Lincoln Guild's 2008 Fall Retreat

The 23rd annual quilters fall retreat for "Free Range" quilters is scheduled for Oct. 17-19 at the 4-H Camp near Gretna, NE. This year's event is being organized by the Red Hot Quilters from the Lincoln area. With a 2008 theme of "All the Comforts of Home," quilters

will cozy up with some fuzzy flannel projects for themselves and their homes. Massages and yoga will be offered to keep participants sewing in comfort while enjoying an uninterrupted weekend with friends, old and new. Don't forget -- there's a camp chef to cook

and clean up so quilters can keep at their projects!

The cost is \$85 per person. The retreat is limited to the first 80 registrations post-marked **on or after Aug. 15**. Those with earlier post-marks will be returned unopened. Groups may send in

their registrations together, with a maximum of 10 people per envelope. The registration is included in this newsletter. If you have questions, please contact Diana Dreith at 314-0518 or [dquilts4ever@juno.com](mailto:dquilts4ever@juno.com) or Marcia Malone at 794-4275.

## OMAHA QUILTERS GUILD 2008 MEMBERSHIP FORM

### GENERAL INFORMATION

Monthly meetings are held the second Tuesday of each month, September through May at 7:00 pm at the Westside Community Education Center, 108th & Grover, Omaha, Nebraska. Our membership year runs from July 1 to June 30. **This membership form must be filled out every year to update information.**

In order to have your information printed in the membership directory, you must turn this form in by June 30<sup>th</sup>. Forms received after this date may not appear in the membership directory. If you do not want your information printed in the directory, please check the box below and you will not be listed.

### DUES INFORMATION

Make checks payable to **Omaha Quilters Guild**; 2008 dues are \$20.00.

Complete this form and mail with your check to: Bev Adams, 922 Shenandoah, Papillion, NE 68046

**NOTE:** If you want your packet mailed to you, please add \$1.50, otherwise they will be available at the membership table prior to our meetings.

I want to receive my newsletter by: Email  Regular Mail

### MEMBER INFORMATION

New member

Existing member

Address has not changed.

\_\_\_\_\_  
Name

\_\_\_\_\_  
Address

\_\_\_\_\_  
City

\_\_\_\_\_  
State

\_\_\_\_\_  
Zip (9 digit)

\_\_\_\_\_  
Home/ Cell Phone Number

\_\_\_\_\_  
Work Phone

\_\_\_\_\_  
Email Address

List my name in the printed directory

Please list me as a quilting teacher

List my address in the printed directory

Please list me as a hired machine quilter

List my phone numbers in the printed directory

Please list me as a hired hand quilter

List my email address in the printed directory

**DO NOT LIST any information about me in the directory**

I am a member of the small group named: \_\_\_\_\_

I would like to join a small group -- meeting preference: Daytime  Evenings

I am interested in helping with this following OOG committee activities

Block Exchange	Properties	Charitable Requests
Raffle Quilt - Maker	Children's Emergency Fund	Registry
Raffle Quilt - Quilt Mom	Education	Historian
Helping Hands	Retreat	Sister Guild
Show and Tell	Library	Ways and Means
Membership	Small Groups/Rising Stars	Speaker Bureau
Newsletter	Steering	Other _____

**Any comments or suggestions?**

---

## Crazy Quilt Workshop

Mark your calendar for June 21st & 22nd for a wonderful Crazy Quilt workshop with Lisa Caryl from Iowa. Lisa does beautiful work and will be covering the crazy quilt process. Part of the workshop will cover making the

crazy quilt block--using machine piecing on a foundation and then the class will work on the crazy quilt stitches and embellishment. A wonderful opportunity to learn more about crazy quilting or get help on an exist-

ing project. Start collecting beads, trims and findings to add to your class project. Lisa will be making kits that will be \$20 with the necessary supplies but she encourages you to bring other things that you would like to

incorporate. Be sure to tell your friends who are interested in crazy quilting to join us for the workshop--Lisa is very talented and you will learn a lot. Register soon as space is limited. Call Sue at 333-5212 to register.

---

## OQG Board Meeting Minutes Thursday, April 1, 2008

The meeting was called to order at 7:00 pm by President Carolyn Marsh.

Quilt Show - Carolyn expressed some concerns with the Gretna Crossing contract about electrical pricing, using some of the smaller spaces and how the vendors will fit. Security concerns were discussed, as was protection from the sun. Some members will not drive that location. The members present didn't believe any of the concerns were major,

and advised her to sign the contract.

Membership - Bev Adams will be the new database administrator. Changes have been made to the membership form. Forms are available in the newsletter, on-line and at the meeting. Applications will be accepted until the Sept. meeting for inclusion in the membership book.

The Library received a large donation of books and magazines from the estate of

Pat Aus. They are working to get them catalogued.

Elizabeth Kannedy asked that newsletter articles be turned in on time.

Helping Hands donated 52 quilts last month for a total of 172 for the year. They are currently making 40 lap quilts for a hospice center in Iowa,

Jackie Heyne reminded everyone to be planning their year-end reports.

Roberta Willet said there

have been 40,000 hits on the website to date.

Programs - Sue Volkmer said places are available in both classes, next week, with Kelly.

Carol McCann says Camp Wannamakeablankie is at capacity. There is a waiting list.

Meeting adjourned at 7:30 pm.

Respectfully submitted,  
LaVonne Dunetts

---

## OQG General Meeting Minutes Tuesday, April 8, 2008

The meeting was called to order at 7:01pm by President, Carolyn Marsh.

The coordinator for the "Nebraska Shakespeare on the Green" showed the design for this years raffle quilt panels and asked for volunteers to make quilts.

The speaker, Kelly Gallagher-Abbott, showed slides and discussed 'Terribly Terrific Techniques'. She showed examples of these techniques in her quilts. The business meeting then resumes.

Jim KinKennon, Quilt Show Chairman, announced that the show will be at Nebraska

Cross Outlet mall. Please volunteer, especially for set-up. Check your entry information, and confirm it is correct. Quilt turn-in details will be posted on the Website.

President Carolyn Marsh, presented the proposed slate of new officers. There were no nominations from the floor. A motion was made and seconded to accept the slate, as presented. Voted in for next year were, Kathy Havrenek, Pres. Elect, LaVonne Dunetts, VP Programs, Jan Koch, Corresponding Secretary, and Linda Hermes, Recording Secretary.

The block exchange committee received 15 basket blocks that went to 2 winners.

Laura Swett, Helping Hands, read a letter from a parent of a Liberty Elementary student thanking us for a quilt. Quilts were donated this month to Youth Emer. Ser., Eastern NE Office of Aging, and Children's Hospital. There have been 177 quilts given this year. Wheelchair quilts for a new Hospice center in CB, IA are being made now. Remember the Ugly Duckling contest for Sept meeting. A Meals-on-Wheels quilt was displayed.

Membership chair, Linda Holman, introduced Bev Adams as the new data base administrator. Remember to renew your membership for next year. There are 202 members here tonight. Door prizes from Bloommin' Minds, Hancock Fabrics, Sunshine Stitches, and Seams to Be were given away.

Respectfully submitted,  
LaVonne Dunetts



Lincoln Quilters Guild  
2008 Fall Quilters Retreat – Gretna, NE  
October 17 to 19, 2008

Name: \_\_\_\_\_

Address: \_\_\_\_\_

City, State, Zip: \_\_\_\_\_

Phone #: \_\_\_\_\_ E-Mail: \_\_\_\_\_

I would like to bunk with: \_\_\_\_\_

Check one in each of the following lines:

I prefer a top bunk: \_\_\_\_\_ I prefer a bottom bunk: \_\_\_\_\_

I would like to sign up for a massage: \_\_\_\_\_ Yes \_\_\_\_\_ No

Mail to completed form **on or after August 15th** to:  
Cindy Weyers  
4401 W. Martell Rd., Martell, NE 68404  
Attn: Fall Quilt Retreat

2007-08 OQG Workshop Registration Form  
Please register using this form. Send your Check (payable to OQG) to  
Sue Volkmer, 2809 South 125th Ave #283, Omaha, NE 68144

Name \_\_\_\_\_

Address \_\_\_\_\_

City, State, zip \_\_\_\_\_

Daytime Phone Number \_\_\_\_\_


Please sign me up for:

\_\_\_ Lisa Caryl Crazy Quilt Workshop– Saturday June 21st, 9am to 5pm & Sunday June 22nd, 12pm to 4pm  
**Cost:** Members \$50.00, Non-members \$55.00, kits for the workshop are available for \$20.00  
**Location:** Country Inn and Suites, 11818 Miami St, Omaha, NE

Supply lists will be sent after your registration and payment are received.

**If you need to cancel your attendance at the class, we require seven days notice for a refund.**

August 2008



# The Official Publication of the Omaha Quilters' Guild

**Next Newsletter  
Deadline:**  
August 19, 2008

Email Elizabeth Kannedy at oqgnewsletter@yahoo.com or mail to: 13308 South 33rd Street, Bellevue, NE 68123-2369

## INSIDE THIS ISSUE

Sept's Workshop continued	2
President's Notes continued	2
Mother Guild	2
Quilt Show	3
Judge's Comments	3
Block Exchange	3
Lincoln Guild's Fall Retreat	4
Lincoln Guild's Fall Retreat Registration Form	4
Summer Workshop	4
Membership Form	5
Treasurer's Report	6
Board Meeting Minutes	7
General Meeting Minutes	7
Board Change Over Meeting	7
Change Over Meeting cont.	8
Membership	8
Workshop Registration	8

## OQG BOARD MEETING

**To be announced**

Next OQG meeting: Tuesday, September 9th at 7 pm.

## September's Workshop

A 3-day workshop "Diary Paintings for Art Quilts" is available in September with Susan Shie. Susan sent the following description of the workshop.

In a three day class, we'll explore hand brush painting and line drawing with markers and airpen, on white cotton fabric, to create diary paintings for quilting. Figure one finished

painting per class day, and you'll get at least one of them "crazy grid" quilted during class. Your paintings will be about the size of a fat quarter, 18 x 22", give or take a little.

We'll draw freehand on Kona cotton with black permanent fine tip markers, then brush paint in the colors, and finally use the

markers again to write freehand on the surface, creating a verbal texture over the images in the story. You'll be drawing like you did as a child, in relaxed wonder over your abilities, and writing off the top of your head, just like when you write a letter. No planning ahead. This spontaneity is what makes naïve art and children's art so appealing

## President's Notes

Cone Zone...

Just like the city we live in with every road under construction, the Omaha Quilters' Guild had a few road blocks and detours with reconstruction along its route from June 2007 to May 2008. Since this is June 2008, we made it to our final destination but the roads just took us out of our way to get here.

One of the first road blocks was the Holiday event in December, but that detour paved our way to a new place, the German American Society, which worked

so well we booked it again for December 2008.

What I guess I am trying to say is that we can overcome whatever barriers we approach as long as we work together to figure out the alternate route. Within our group we have the resources available to get where we want to go. We have a very large membership of people who when called upon will step in to help point what direction we should go. Sometimes it takes a while to figure out how we could possibly get from point A to point B but being resourceful and pa-

tient we eventually make it. Let's take the quilt show for an example. In the road construction example, this was a bridge out situation! We called on all the resources we could to build that bridge up again but it wasn't an easy task. In the end the bridge was built and traffic flowed rather comfortably over it. Our vendors who participated were very pleased with the location and we drew in attendees that would not normally have visited us if we were on our original path. This doesn't mean it was the exact plan we wanted but it brought us to the same

---

## September's Workshop continued:

to the viewer and so happiness-making for the artist. I'll also show you how to make my self-bordered quilt sandwich and then do crazy grid quilting, so you can start quilting this way, which is unique. It's very simple and certainly not what you're in this class to really learn, as you'll pick up the method very fast. You already know how to do this easy kind of sewing, but you

haven't tried something this easy for making quilts yet. Because you probably don't know how to let go and make art with gleeful abandon! Not YET!

The real purpose of my classes is to bring out your freer inner self, and to get your creativity really flowing out again. I try my best to get you to ignore rules and just let the ideas come

out in a smooth stream of consciousness. As a group we'll create a list of possible themes for our works, and then vote in one theme each day of class. You don't have to do the theme if you don't want to. But whatever you do, you'll be giving show and tell presentations of your work in class, so we all know what else is going on around us during the class.

I don't need for your work to look like mine. I want you to be able to really get it, that it's healthy to get away from our social mores and let 'er rip sometimes, especially in making art! You'll learn a lot and have a good time, too! There's much less stress when you're not judging your work so much, and in that state, you're helping your body to heal.

---

## President's Notes continued:

point on the map which was to create revenue for the guild. Although I don't know all of the final figures for the show, I heard there was an estimated 6,000 visitors who were able to see all the beautiful quilts and quilted projects that were on display. We have a very talented group and should be proud

that the show went on despite the detour especially since it was our 30th year. So, thank you to everyone who jumped in and made this year's show happen. This is what the guild is all about, people volunteering do whatever it takes to get us to our final destination.

In the upcoming year we will also approach speed bumps, road blocks and detours, but with the help of every member of the guild we will get through them. The guild needs you to volunteer for a committee, help out with an event, join in on the Block of the Month, attend the classes scheduled,

and keep making those beautiful quilts to encourage and challenge others in the art of quilt making, because this is what the guild is all about.

Looking forward to a prosperous year!

Jackie Heyne

---

## Mothers Guild

Congratulations to the Mothers Guild of Boys Town! The group was honored at this year's Boys Town Volunteer Appreciation Luncheon with Volunteers of the Year Award for their work in support of the Home. The group was originally founded by Father Flanagan's mother Honora in the 1920's and by the start of World War II, there were Mothers Guild chapters all over the country sewing and quilting in support of Father Flanagan's groundbreaking efforts to save young boys. The groups disbanded during the war years so that the women could support the

war efforts and did not resume their efforts following the war.

In preparation for the 90th anniversary celebration at Boys Town, an effort has been made to revive the Mothers Guild. The group initially formed to make reproduction quilts for the new museum exhibit at the Flanagan House on Boys Town campus. 24 quilts have been added to the museum display - a set of Christmas quilts for use during the Home's annual Irish Christmas celebration and a set of everyday quilts similar to the ones seen in old photographs of the dormitories.

The success of the museum project spurred the quilters on to see if there were other ways that they could use their talents to support Boys Town .

The new group meets once a month in the Great Hall on the Boys Town campus. Since September the group has made 2 quilts for recognition of the Family Teaching Couples of the year, 2 quilts for recognition of school teachers at Wegner School and Boys Town High School during National Teacher Appreciation Week, 5 quilts for recognition of graduating seniors, 3 pieces that were auctioned at Boys

Town events around the country and over 190 Christmas stockings. The group has big plans for the remainder of 2008 and early 2009. The biggest excitement will come in October when the group will be featured on an episode of Ricky Timms and Alex Anderson's Quilt Show.

The Mothers Guild has room for all quilters interested in using their talents to serve the Boys Town mission of saving at risk children. Come and quilt with us. Our upcoming sewing dates are August 16, September 20, October 18, November 15 and December 6.

---

## Quilt Show

Quilters Make...



Everyday Best

To the Omaha Quilt Guild Membership:

I would like to take this time to thank the membership for their hard work and support in making this year's quilt show a success. After a slow and rocky

start, the volunteers that helped set-up, the white glove and admission volunteers, the take-down volunteers and those that helped return quilts after the show all made a great effort to the show's success. I only wish I could recall everyone's names to thank them individually.

I would especially like to thank Judy Sellars and Judy Tyler for their efforts rounding up volunteers; Julie Schram for all the data entries, the booklet, the signs on the quilts; Barb

Van Trump for taking charge of the ribbons and allowing us to use her home for verification and judging; Cindy Erickson for finding the judge; and Roberta Willet for her emails to advertise the show and updating the website whenever asked.

I would also like to apologize to the blue ribbon winners. My wife was told at the last board meeting that prizes were to be given to each of you. I was unaware of this fact. There were only 3 of the 25 vendors

that offered door prizes and certificates, so there really isn't enough to go to all 25 winners. I'm sorry I made the assumption that the ribbons were reward enough. Hopefully, this tradition as well as others (member's night, demonstration area, concessions, etc) that were not upheld this year will be re-instated next year.

Again, thanks to all the volunteers. I hope that next year, more people step up to the plate and offer their help.

Jim KinKennon

---

## More Thanks!

Thank you to Barb Van Trump for hosting the judging and the judge this year. Thanks to Julie Schram for all the data

entry and organizing the entry forms. Thanks to LaVonne Dunetts for the delicious lunches and especially all the volunteers

that helped with the sorting and aiding during the judging. It makes my job so much easier and I could not have done it without

everyone's help.

Big thank you! This guild is the best!

Cindy Erickson

---

## Judges Comments

The Omaha Quilters Guild has many good quilters and the quilts were a treat to judge. In my opinion the overall quality of the quilts was quite high. Areas where I would consider the guild to be strong are in the use of color and fabrics,

piecing skills and machine quilting skills. I also saw some excellent appliqué skills and hand quilting.

Although there were some excellent bindings and the number of piped bindings was impressive, binding skills in general are an area

that could be improved. The corners of a quilt should be square if intended to be and the binding corners should be neatly mitered. The binding finishing stitches, whether by hand or machine should be neat and

inconspicuous. In many instances the stitches could have been tighter and closer together.

Marcia Knopp

Quilt Judge Certified by The National Quilting Association

---

## Block Exchange

Thank you to everyone who participated in the Block Exchange this year. The creativity of our members is amazing. We had hand and machine appliqué, embroidery, fussy cut, stamped, painted, stenciled and beautifully pieced

blocks turned in. Each one of you deserves a big blue Winner Ribbon!

Next year we'll continue with traditional pieced blocks. We'll start simple and add one or two that are a little more challenging toward the end of next

year's guild meetings. We also are planning some surprises for participants next year.

If you have ideas regarding the block exchange in general or specific blocks you'd like to do, please let us know.

C.J. Gleason

712 323-7211

[cjg333@gmail.com](mailto:cjg333@gmail.com)

Rojene Grigg

712-366-0714

[rojeneg@yahoo.com](mailto:rojeneg@yahoo.com)



## Up and Coming Events: Lincoln Guild's 2008 Fall Retreat

The 23rd annual quilters fall retreat for "Free Range" quilters is scheduled for Oct. 17-19 at the 4-H Camp near Gretna, NE. This year's event is being organized by the Red Hot Quilters from the Lincoln area. With a 2008 theme of "All the Comforts of Home," quilters

will cozy up with some fuzzy flannel projects for themselves and their homes. Massages and yoga will be offered to keep participants sewing in comfort while enjoying an uninterrupted weekend with friends, old and new. Don't forget -- there's a camp chef to cook

and clean up so quilters can keep at their projects!

The cost is \$85 per person. The retreat is limited to the first 80 registrations post-marked **on or after Aug. 15**. Those with earlier post-marks will be returned unopened. Groups may send in

their registrations together, with a maximum of 10 people per envelope. The registration is included in this newsletter. If you have questions, please contact Diana Dreith at 314-0518 or [dquilt4ever@juno.com](mailto:dquilt4ever@juno.com) or Marcia Malone at 794-4275.

Lincoln Quilters Guild 2008 Fall Quilters Retreat – Gretna, NE October 17 to 19, 2008	
Name:	_____
Address:	_____
City, State, Zip:	_____
Phone #:	_____ E-Mail: _____
I would like to bunk with:	_____
Check one in each of the following lines:	
I prefer a top bunk: _____	I prefer a bottom bunk: _____
I would like to sign up for a massage: _____	Yes _____ No _____
Mail to completed form <b>on or after August 15th</b> to: Cindy Weyers 4401 W. Martell Rd., Martell, NE 68404 Attn: Fall Quilt Retreat	

## Summer Workshop

A summer workshop to dye for! We've contacted Alice Cruz (DellaJane Hand Dyes) who has agreed to do a summer workshop for Rising Stars. We will be doing the Color Wheel Dyeing Workshop. We've scheduled it for Saturday, August 30th in the basement of St. Lukes Lutheran Church, 2315 I Street from 9AM to 4PM. The workshop fee is \$25.00 due at the time you sign up and a kit fee of \$35.00 to be paid

to Alice when you come to the workshop. The kit fee is for:

- 5 yards PFD fabric
- All dye and chemicals
- Gloves
- Towels and supplies for cleanup

This 6-hour workshop is aimed at the beginner who wants to find out what the fuss over hand dyeing is about. During this class, you will learn the basics of color

mixing as you dye a 12-step color wheel. You will dye another two yards during "playtime", which will be spent experimenting with color. The supply list is on DellaJane Website at <http://www.dellajane.com/class.html>.

You will be on your own for lunch. There are places close to the church for lunch, or we do have a complete kitchen for something that

you bring that you might want to heat up.

Contact Becky Moyer at [BeHipp@cox.net](mailto:BeHipp@cox.net) for information on where to send your workshop fee and any questions you might have. If you'd like to come, please sign up as soon as possible so that we know we will have enough people to pay Alice's workshop fee.

Becky Moyer with Rising Star Committee

## OMAHA QUILTERS GUILD 2008 MEMBERSHIP FORM

### GENERAL INFORMATION

Monthly meetings are held the second Tuesday of each month, September through May at 7:00 pm at the Westside Community Education Center, 108th & Grover, Omaha, Nebraska. Our membership year runs from July 1 to June 30. **This membership form must be filled out every year to update information.**

In order to have your information printed in the membership directory, you must turn this form in by June 30<sup>th</sup>. Forms received after this date may not appear in the membership directory. If you do not want your information printed in the directory, please check the box below and you will not be listed.

### DUES INFORMATION

Make checks payable to **Omaha Quilters Guild**; 2008 dues are \$20.00.

Complete this form and mail with your check to: Bev Adams, 922 Shenandoah, Papillion, NE 68046

**NOTE:** If you want your packet mailed to you, please add \$1.50, otherwise they will be available at the membership table prior to our meetings.

I want to receive my newsletter by:    Email             Regular Mail

### MEMBER INFORMATION

New member             Existing member     Address has not changed.

\_\_\_\_\_  
Name

\_\_\_\_\_  
Address

\_\_\_\_\_  
City

\_\_\_\_\_  
State

\_\_\_\_\_  
Zip (9 digit)

\_\_\_\_\_  
Home/ Cell Phone Number

\_\_\_\_\_  
Work Phone

\_\_\_\_\_  
Email Address

- |   |  |
|---|--|
| <input type="checkbox"/> List my name in the printed directory                        | <input type="checkbox"/> Please list me as a quilting teacher      |
| <input type="checkbox"/> List my address in the printed directory                     | <input type="checkbox"/> Please list me as a hired machine quilter |
| <input type="checkbox"/> List my phone numbers in the printed directory               | <input type="checkbox"/> Please list me as a hired hand quilter    |
| <input type="checkbox"/> List my email address in the printed directory               |  |
| <input type="checkbox"/> <b>DO NOT LIST any information about me in the directory</b> |  |

I am a member of the small group named: \_\_\_\_\_

I would like to join a small group -- meeting preference: Daytime  Evenings

I am interested in helping with this following OOG committee activities

Block Exchange	Properties	Charitable Requests
Raffle Quilt - Maker	Children's Emergency Fund	Registry
Raffle Quilt - Quilt Mom	Education	Historian
Helping Hands	Retreat	Sister Guild
Show and Tell	Library	Ways and Means
Membership	Small Groups/Rising Stars	Speaker Bureau
Newsletter	Steering	Other _____

**Any comments or suggestions?**

## Treasurer's Report

Account name	2006-07 BUDGET	2006-07 YTD	2007-08 BUDGET	2007-08 YTD
<b>Income</b>				
Board Income	\$ -	\$ 18.00	\$ -	\$ -
Fall Retreat Income	\$ 10,000.00	\$ 10,337.00	\$ 12,000.00	\$ 12,435.00
Fundraising Quilt Income	\$ 3,000.00	\$ 3,317.00	\$ 5,000.00	\$ 2,132.00
Gifts Received	\$ -	\$ -	\$ -	\$ -
Helping Hands Income	\$ 100.00	\$ 325.00	\$ 100.00	\$ 900.00
Intrest Income	\$ 8,000.00	\$ 8,068.28	\$ 2,000.00	\$ 1,639.24
Membership Income	\$ 9,000.00	\$ 9,332.80	\$ 9,000.00	\$ 8,670.00
Programs Income	\$ 5,000.00	\$ 9,376.00	\$ 8,850.00	\$ 9,414.00
Quilt Show Income (total)	\$ 17,000.00	\$ 17,244.00	\$ 15,000.00	\$ 5,960.00
Quilt Show CD Inocme	\$ 500.00	\$ 798.00	\$ 800.00	\$ -
Quilt Show Vendor Income	\$ 7,500.00	\$ 8,370.00	\$ 7,100.00	\$ 5,960.00
Quilt Show Other Income	\$ 9,000.00	\$ 8,076.00	\$ 7,100.00	\$ -
Ways & Means Income	\$ 500.00	\$ 46.80	\$ -	\$ -
Bus Tour Income FY06-FY08	\$ 1,500.00	\$ 1,855.00	\$ 1,500.00	\$ 1,305.00
<b>Total Income</b>	<b>\$ 54,100.00</b>	<b>\$ 59,919.88</b>	<b>\$ 53,450.00</b>	<b>\$ 42,455.24</b>
<b>Expenses</b>				
Block Exchange	\$ 20.00	\$ -	\$ 20.00	\$ 34.63
Board Expense	\$ 300.00	\$ 737.57	\$ 600.00	\$ 278.57
Capital Expense	\$ 1,400.00	\$ 1,127.53	\$ 1,500.00	\$ 120.27
Education Expenses	\$ 100.00	\$ -	\$ 100.00	\$ -
Fall Retreat Expenses	\$ 10,000.00	\$ 10,122.40	\$ 12,000.00	\$ 12,307.78
Fixed Expenses	\$ 7,000.00	\$ 4,693.73	\$ 7,000.00	\$ 5,203.00
Fundraising Quilt Expenses (total)	\$ 350.00	\$ 265.22	\$ 300.00	\$ 793.38
Gifts/Donations	\$ -	\$ -	\$ -	\$ 2,299.00
Helping Hands Expenses	\$ 250.00	\$ 315.64	\$ 350.00	\$ 1,215.21
Historian Expenses	\$ 300.00	\$ 160.02	\$ 200.00	\$ -
Library Expenses	\$ 250.00	\$ 213.36	\$ 250.00	\$ 223.69
Membership Expenses	\$ 1,000.00	\$ 1,302.19	\$ 1,000.00	\$ 1,071.18
Newsletter Expenses	\$ 3,500.00	\$ 2,654.21	\$ 3,000.00	\$ 1,999.98
Programs Expenses	\$ 15,500.00	\$ 19,963.45	\$ 15,000.00	\$ 18,470.91
Quilt Show Expenses (total)	\$ 11,700.00	\$ 11,506.10	\$ 10,200.00	\$ 1,074.03
Rising Stars Expenses	\$ 20.00	\$ -	\$ 20.00	\$ 9.93
Small Groups/New Members Expenses	\$ 35.00	\$ -	\$ 35.00	\$ -
State Fair Expenses	\$ 75.00	\$ 75.00	\$ 75.00	\$ 75.00
Ways & Means Expenses	\$ 500.00	\$ 14.04	\$ -	\$ -
Web Site Expenses	\$ 300.00	\$ 300.00	\$ 300.00	\$ 300.00
Bus Tour Expenses FY06-FY08	\$ 1,500.00	\$ 1,820.00	\$ 1,500.00	\$ 1,570.00
<b>Total Expenses</b>	<b>\$ 54,100.00</b>	<b>\$ 55,270.46</b>	<b>\$ 53,450.00</b>	<b>\$ 47,046.56</b>
<b>Balance</b>	<b>\$ -</b>	<b>\$ 4,649.42</b>	<b>\$ -</b>	<b>\$ (4,591.32)</b>



---

## OQG Board Meeting Minutes Tuesday, May 6, 2008

President Carolyn Marsh called the meeting to order at 7 pm.

Jim KinKennon - Quilt Show Chair, said quilt show space is not as large as we hoped, so layout is an ongoing challenge. The yard signs have Millard West written on them. We talked about ways to change these. Joan Workman and Jan Koch will devise a low-cost fix. Volunteer sign-up is going well. More book-

marks are being printed and will be available at the meeting. LaVonne Dunetts will handle meals for judging and verification.

Block exchange is planning for next year.

Library committee will commemorate donations from Pat Aus's collection with a sticker.

Helping Hands is working on wheelchair quilts for Hospice and a nursing

home. They are looking for donations of fabrics, orphan blocks and UFOs.

Membership has had a good response to renewals and will have forms at the meeting.

Newsletter articles are due to Elizabeth Kannedy June 17th for the summer newsletter and the 3rd Tuesday in August for the September newsletter.

Carol McCann said Camp

Wannamakeablankie is full with 96 members.

The changeover board meeting is June 17th. The budget meeting is July 15th.

Our current meeting space at CCC will be available for the next year, but without the Rising Stars room.

The meeting adjourned at 7:33 pm.

Respectfully submitted,

LaVonne Dunetts

---

## OQG General Meeting Minutes Tuesday, May 13, 2008

President Carolyn Marsh called the meeting to order at 7:00 pm. She then introduced the Speaker, Molly Anderson who showed a progression of her work.

Elizabeth Kannedy - Caring Friends auction encouraged members to work on items for our December fundraiser during the summer.

Pat Varner - Hospice House continues to need 76" X 96" replacement quilts.

Jim KinKennon - Quilt Show chairman, started col-

lecting quilts tonight. Turn in deadline is May 23. Please volunteer to help at the show. Some yard signs are left and available in back. The Thursday night reception will be outside.

Block exchange had 22 blocks turned in that were given to 2 members.

Angie - Helping Hands, will continue to meet over the summer at the Millard branch library. Check the website for dates. You can also come and pick up kits

between 10-3 on workdays. Donations of quilting supplies are still needed.

Membership counted 184 members here tonight. Linda Holman, Carol Nish, Bev Adams, and Liz Flemming, comprise next year's committee. Door prizes from The Buttonhole, Sunshine Stitches, Log Cabin, Hancock Fabrics, and Bernina were won by members.

Carolyn Marsh, outgoing President, thanked her officers and committee chair-

men. She then turned the gavel over to Jackie Heyne, incoming President, who introduced her officers. No new business was discussed. The reception for members only is June 5, from 5-8. Meetings will continue to be in this same room next year but a separate room for Rising Stars is no longer available.

The meeting adjourned 8:37 for Show & Tell.

Respectfully submitted,

LaVonne Dunetts

---

## OQG Board Change Over Meeting Minutes Tuesday, June 17, 2008

President Jackie Heyne called the meeting to order at 7:05pm.

President Heyne made a brief statement explaining her goals for the year and that all members not able to attend meetings should send their reports to her and she will relay the information. Jackie asked the members to communicate with the whole group their thoughts. Show each other

respect when communicating ideas, answers or shared knowledge, and listen while others are speaking.

Jackie then asked that we introduce ourselves and tell our title or roll in the guild.

During Old Business, a discussion of the Quilt Show revealed that even with all obstacles it was a success. President Heyne is very close to having signed pa-

pers on next year's location. One major point brought out from the discussion was that communication was lacking creating some of the obstacles. Guidelines on how to do the jobs and time lines for getting things done need to be updated. All members helping with the quilt show should know what and when their responsibilities are.

The Membership committee is also experiencing some

obstacles, but working hard to get the 2008-09 books ready to be passed out at the October meeting. It was also discussed that at the meetings the Membership committee fields several questions from members as they arrive for guild meetings. They need the Board and Committee chairs to be available for answers to these questions.

All new appointed members

## OQG Board Change Over Meeting Minutes continued:

and committee chairs were asked if they each received the previous years binder. Several binders are presumed missing. Each board member is to make sure there is an up to date job description and notes for the year in a binder to pass to the next year's member filling that post. Record keeping and communication is key to the people volunteering their time to do a job. It was discussed to ask any

members of the guild that might have any information on committees that they worked on to be shared in order to rebuild some of the missing information.

LaVonne Dunetts informed us of the line up for upcoming speakers and programs for the next year. Carol McCann gave us the latest information on CampWannamakeablankie.

New Business started with talk of setting up a committee for checking into a new meeting place. A couple of reasons were Rising Stars no longer has a meeting room separate from the guild room, and no food or Christmas party unless provided by Westside. Then a discussion on getting a bus trip organized for the AQS Des Moines Quilt Show prompted having Webmaster Roberta Willet post a

survey to see how many would be interested or any thoughts members might have on a trip. Also discussed was setting up a new small group for the long arm quilters in the guild.

Everyone was thanked and President Jackie Heyne adjourned the meeting at 8:30pm.

Respectfully submitted,  
Linda Hermesch

## Membership

Just a reminder, membership dues for 2008-09 are still being collected. In order to have your name included in the membership booklet, please have your dues paid no later than the September meeting. A membership

form may be downloaded from the OQG website. You may mail the form to Bev Adams or turn it in at the September meeting. Membership booklets will be available at the October meeting. If you have not al-

ready received your membership card, you may pick that up at the September meeting.

This year, small groups will be encouraged to sign up to be the holders and folders for our

guest speaker as well as for show and tell. You may sign up at the membership table beginning in September.

Carol Nish, Membership Committee Chairman

### 2008-09 OQG Workshop Registration Form

Please register using this form. Send your Check (payable to OQG) to  
LaVonne Dunetts, 206 S. 95th St, Omaha, NE 68114

Name \_\_\_\_\_

Address \_\_\_\_\_

City, State, zip \_\_\_\_\_

Daytime Phone Number \_\_\_\_\_

Please sign me up for:

\_\_\_ Susan Shie "Diary Painting on Quilts"- Saturday Sept 6th 9am to 6pm & Sunday Sept 7th, 12pm to 6:30pm

**Cost:** Members \$90.00, Non-members \$95.00

\_\_\_ Susan Shie "Optional Day for Diary Painting on Quilts"- Monday Sept 8th, 9am to 4pm

**Cost:** Members \$30.00, Non-members \$35.00

\_\_\_ Sandi McMillian "Beginning Machine Quilting"- Saturday Sept 27th, 9am to 4pm


**Cost:** Members \$40.00, Non-members \$45.00

**Locations:** Country Inn and Suites, 11818 Miami St, Omaha, NE

Supply lists are available on the OQG website or by contacting LaVonne at 399-8299 or ldunetts@cox.net

**If you need to cancel your attendance at the class, we require seven days notice for a refund.**

September 2008



# The Official Publication of the Omaha Quilters' Guild

**Next Newsletter  
Deadline:**  
September 16, 2008

Email Elizabeth Kannedy at oqgnewsletter@yahoo.com or mail to: 13308 South 33rd Street, Bellevue, NE 68123-2369

## INSIDE THIS ISSUE

Sept's Workshop continued	2
Block Exchange	2
Quilt Show	2
Small Groups	2
Helping Hands	2
Children's Emergency Fund	3
Upcoming Workshops	3
Membership	3
Douglas County Fair	3
Lincoln Guild's Fall Retreat	4
Lincoln Guild's Fall Retreat Registration Form	4
Camp Wanamakeablankie	4
Camp Block Instructions	5
Membership Form	6
A Request for Quilts	7
Rising Stars	7
Workshop Registration	7

## OQG BOARD MEETING

**September 2, 2008**

**Lutheran Church  
Of the Master**

Next OQG meeting: Tuesday, September 9th at 7 pm.

## September's Workshop

Susan Shie, quilt artist, headlines this year's speakers at OQG.

She has been recognized by "The Professional Quilter" magazine as "2008 Teacher of the Year". Here is how Susan describes her

work:

I'm a painter, and I also sew. I've done both, as well as lots of writing and clay work, since I was a small child. My art tells stories about my life and the world around me, from my perspective in

Northeast Ohio. Both of my degrees are in Studio Art, specifically Painting, from The College of Wooster and Kent State University School of Art. But I consider myself to be an Outsider Artist, because I don't fit in with

## President's Notes

Welcome Back!

I want to extend a welcome back to members of the truly great quilters' guild. When I look at the upcoming year and the people I will be working with, I am grateful that I agreed to step up in the Presidents position. I have had great conversations with guild members this summer who are committed to the art of quilting and dedicated to use their talents to help other members as well as extend generosity and service to our community. I am anxious to hold our first meeting of the

season and bring all of you into the excitement that I am already feeling.

For our new members, I want to thank you for joining the Omaha Quilters' Guild and say we are glad to have you in our guild. As I mentioned above there are exciting things in store for the upcoming year. Don't be shy, stop by the committee tables at the meeting, introduce yourself and sign up to volunteer to use your talents working with a committee this year.

Let's begin this year by

making personal commitments to be a volunteer for a committee, attend a program class, support the block of the month, help make a quilt for charity, fill an angel bag, donate an item to the auction, make a stocking, meet new people but most of all enjoy what you are doing to support and promote the art of quilting in the Omaha area through our guild.

I'm looking forward to seeing all of you on September 9th.

Jackie Heyne

---

## September's Workshop continued:

either what we think of as the current painting tradition or with the regular art quilt part of the art world.

My work is personal diary work with themes focusing around the kitchen and family, St Quilta the Comforter (my made up character, based on my mother), astrology, tarot,

peace, and the environment, with a whole lot of emphasis on peace and compassion-centered politics. I'm more political now in my art than I've ever been before, partly because I just spent a year and a half being the nanny to my granddaughter, Eva. Being with a very

innocent soul so much of the time made me more aware of how important it is for our world to be a safe and whole place for her generation to grow up in. The children really do depend on us, and remember: Peace is healthy for Children and other Living Creatures.

You can read more about Susan and see examples of her work at [www.turtlemoon.com](http://www.turtlemoon.com).

Please join us for Susan lecture, "Diary Painting on Quilts" at the September meeting.

LaVonne Dunetts, VP Programs

---

## Block Exchange

We are looking very forward to seeing everyone.

We have a Maple Leaf block for the Block exchange for the September

meeting to be turned back in October.

CJ has been working hard this summer on designing

some blocks to refresh our skills.

C.J. Gleason  
712 323-7211  
[cjg333@gmail.com](mailto:cjg333@gmail.com)

Rojene Grigg  
712-366-0714  
[rojeneg@yahoo.com](mailto:rojeneg@yahoo.com)

---

## Quilt Show—Help Wanted

Quilt Show Co-Chairman. You must be available to assist the Chairman in coordinating and directing

the activities of the 31st Annual Omaha Quilters Guild Quilt Show. Your creative ideas and delega-

tion skills will be required. If you would like to assist Carla Toczek in planning and organizing

this year's quilt show please contact her at [ctoczek@yahoo.com](mailto:ctoczek@yahoo.com) or [jheyne056@yahoo.com](mailto:jheyne056@yahoo.com).

---

## Small Groups

There are quite a few small groups that meet regularly during the year which are registered with the guild, but there are others that meet and are not registered. If you would like to register with

the guild, please stop by the membership table and fill out a form. If you are already a small group but have changes in members or need to update some information, you can stop by the membership table

or email those name changes to [jqheyn056@yahoo.com](mailto:jqheyn056@yahoo.com) or [quiltnish@yahoo.com](mailto:quiltnish@yahoo.com). Please remember to include if you are open to new members.

We will need this infor-

mation no later than our September 9th meeting for it to make it into the membership book.

Call me if you have questions.

Jackie Heyne

---

## Helping Hands

We hope everyone had a nice summer.

Ugly Duck Contest- don't forget to bring your finished Ugly Duck Quilt to the September meeting. We are looking forward to seeing

what you did with the Ugly Duck Fabric.

Wanted: Quilts for Auction – We are looking for quilts to be donated for fund raising auctions.

Stop by. and pick up a bag

or two of Crazy quilt blocks and/or Strip quilt kits. The crazy quilt block bags contain one muslin square, directions and fabric for the block. The strip quilt bags contain fabric cut into Strips.

We will also have kits for other types of quilt tops. Stop by and pick up a kit!

Committee Chairperson

Angie Reed



---

## Children's Emergency Fund

Some children in foster care are fortunate to be placed with families who are able to provide generously at Christmas time. But it was apparent that other children were left out during the holidays. The Omaha Quilters' Guild became aware of the need and in 1992, created the Children's Emergency Fund. Originally, the project focused on sewing Christmas stockings but has since grown into a multi-faceted, annual event. There are four ways for members to participate in the project.

**Stocking Challenge:** At our September meeting, members line up to get their \$2.00 kit for the stocking challenge. All the com-

pleted stockings are then displayed, at our December Banquet where members vote on the stockings by monetary donation. A small prize is given for the 24 stockings that raise the most money. All the stockings and the monies raised are donated to Child Protective Services (CPS)

**Angel Bags:** An empty stocking isn't much fun, so we ask the members for donations of stocking stuffers. This part of the project is referred to as the Angel Bag Project. Members pick up a bag at the November meeting, and then they put new, unwrapped gifts in the bag and return it to the December meeting. CPS case-

workers select stockings and stuffers which they then deliver to children who are in foster care, shelters, or hospitals.

**Santa's Workshop:** Members make and donate items to be raffled, and those are raffled at the December Banquet. Thanks to generous members, we usually have over 150 items!

**Caring Friends Auction:** We also have a project created specifically for members to work together. This part of the fund-raiser is called the Caring Friends Auction. Each year there is a theme, and quilters may make any item they believe reflects the theme. The only

rule is that the item be made by at least two people, and have some quilting somewhere on the project. The items are then auctioned during the December Banquet and proceeds benefit CPS. This year's theme is "Mittens".

You can see why our December meeting is one of the highlights of the year as members enjoy good food, good friends and a feeling of well-being. It's a great reward to use our talents and enthusiasm for such a meaningful cause. We are reminded that working together we can do so much to brighten the life of a child.

Pat Sears

---

## Upcoming Workshops

In October Nancy Kazlauckaz will present:

Paintstiks - Saturday, Oct. 11, 2008 from 9-4 at College of St. Mary, Walsh Hall room 9

Thread Calligraphy - Sunday, Oct. 12, 2008 from 12-6:30 at Courty Inn & Suites

Cost of the individual classes is \$45 for members, \$50 for non-members as space permits.

In January our own Alice Cruz is holding two dying classes:

Jan. 10th, Alice will be teaching low water immersion single color gradation -

Light to Dark of single colors. The class will be held at College of St. Mary, Walsh Hall room 9 (Art classroom), 9 am-4 pm;

Cost \$45 plus materials; members only.

Jan. 17th, Alice will teach the dying of those ever important neutrals; just what

you need to make your brights stand out.

This class will also be held at College of St. Mary, Walsh Hall room 9 (Art classroom), 9 am - 4 pm; Cost \$45 plus materials; members only.

---

## Membership

Last call for memberships! In order to have your name listed in the 2008/09 membership book, dues must be paid no later than Sept 9th.

If you have paid your dues, we will have a name tag available for you at the membership table.

We have been collecting some wonderful door prizes for our meetings from our area quilt shops.

We hope to see you all in September!

Carol Nish, Co-chairman

---

## Douglas County Fair/River City Roundup

The Douglas County Fair and River City Roundup has added the textiles back into their program.

There is a quilt division again this year if someone wants to enter quilts.

The fee is \$5 per quilt and no more than 2 per entrant. It is a judged show and has 9 categories.

The fair is September 25-28. For more information contact

[www.rivercityroundup.org](http://www.rivercityroundup.org)

## Up and Coming Events: Lincoln Guild's 2008 Fall Retreat

The 23rd annual quilters fall retreat for "Free Range" quilters is scheduled for Oct. 17-19 at the 4-H Camp near Gretna, NE. This year's event is being organized by the Red Hot Quilters from the Lincoln area. With a 2008 theme of "All the Comforts of Home,"

quilters will cozy up with some fuzzy flannel projects for themselves and their homes. Massages and yoga will be offered to keep participants sewing in comfort while enjoying an uninterrupted weekend with friends, old and new. Don't forget -- there's a

camp chef to cook and clean up so quilters can keep at their projects!

The cost is \$85 per person. The retreat is limited to the first 80 registrations postmarked **on or after Aug. 15**. Those with earlier postmarks will be returned unopened.

Groups may send in their registrations together, with a maximum of 10 people per envelope. The registration is below. If you have questions, contact Diana Dreith at 314-0518 or [dquilts4ever@juno.com](mailto:dquilts4ever@juno.com) or Marcia Malone at 794-4275.

Lincoln Quilters Guild  
2008 Fall Quilters Retreat – Gretna, NE  
October 17 to 19, 2008

Name: \_\_\_\_\_

Address: \_\_\_\_\_

City, State, Zip: \_\_\_\_\_

Phone #: \_\_\_\_\_ E-Mail: \_\_\_\_\_

I would like to bunk with: \_\_\_\_\_

Check one in each of the following lines:

I prefer a top bunk: \_\_\_\_\_ I prefer a bottom bunk: \_\_\_\_\_

I would like to sign up for a massage: \_\_\_\_\_ Yes \_\_\_\_\_ No

Mail to completed form **on or after August 15th** to:

Cindy Weyers  
4401 W. Martell Rd., Martell, NE 68404  
Attn: Fall Quilt Retreat

## Camp Wannamakealankie

Camp is full for 2008. We have a record number of campers this fall.

Camp Wannamakeablankie will continue to be a "do your own thing" retreat. We plan to give everyone lots of time to sew, eat, visit, be creative, and eat for the weekend. Mary Richling has sent notices about the final payments to each camper. Your final payment is due on September 20.

Displayed on the next page are directions for a camp block. We will be using the

new favorite "disappearing nine patch" block for this year's donation quilt block. It's a very easy block, but can produce stunning results. Colors will be patriotic in true reds, whites, and blues.

The retreat donation quilt, made with our "spool" blocks from 2007 and assembled by the Knot Yet quilt group, brought an amazing \$625 at the 2008 summer quilt auction, which benefits Carol Joy Holling summer camps for children.

This year we have assigned tables to groups attending camp. You will receive information about your placement before the September meeting. Each group will of course decide who sits at each space at their tables. We hope this will make it less stressful for campers trying to find a space to sew with their friends.

On Sunday we will need to be out of the sewing rooms by noon. Lunch will be served after everyone has packed their sewing things. The Cottonwood Quilt Guild is having

their tour of home studios that afternoon. Peg Pennell's studio will be on the tour. What fun it would be to go over after lunch and start the tour at her home in near-by Ashland. This is a fund raiser for the International Quilt Study Center for Cottonwood. We will have more information about the other homes on the tour before the October meeting.

Carol McCann  
Mary Richling  
Judy Stratbucker  
Camp Directors

## Camp Wannamakablankie 2008 – “Disappearing nine-patch” block

The 2008 donation block for camp will be the “disappearing nine-patch” block (D9). Please make two full nine-patch blocks; one for the donation quilt, and one for the drawing to win some blocks.

Colors are patriotic true reds, whites and blues. Each of those fabric colors should read predominantly in that color (ie, a white with small blue or red stars, or a red batik with some white are just great.) Please avoid pastel shades of pink and baby blue.

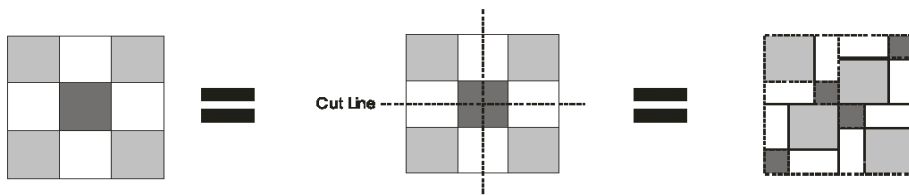
Beginning squares should all be cut 4”, and seams should be sewn ¼”. If you are unsure of sewing a ¼ seam, lightly mark it on the back of the fabric with a pencil. The nine-patch block should measure 11” square when sewn, and will produce four (4) 5.5” squares to be assembled into the D9 patch.

A	B	A	Row 1
B	C	B	Row 2
A	B	A	Row 3

### Instructions for assembling the block:

A = blue  
B = white  
C = red

1. A = cut four (4) 4” squares of blue fabric.
2. B = cut four (4) 4” squares of white fabric
3. C = cut one (1) 4” square of red fabric
4. Assemble Row 1 by sewing an A patch to each side of a B patch; unit should measure 11” X 4”.
5. Assemble Row 2 by sewing a B patch to each side of an C patch; unit should measure 11” X 4”
6. Assemble Row 3 by sewing an A patch to each side of a B patch; unit should measure 11” X 4”.
7. Press all seams to the darker fabric.
8. Block assembly: sew row 1 to row 2, then sew row 3 on to this unit to form the nine-patch block. It should measure 11” square, with blue fabric in all four corners, white fabric in the center sides and red fabric in the center.
9. **Optional:** Cut your nine patch in half on the vertical and horizontal as indicated below. You should get four (4) squares each measuring 5.5” square. DO NOT sew the four resulting patches together. We will mix them up to make a patchy quilt top.



10. **Optional:** reverse assembly of patches A and B in the nine patch. This will result in WHITE corner A patches, BLUE center side B patches and RED center C patch. Block size should be 11” square, and if you sub-cut the nine-patch into four squares, those squares should measure 5.5”.

11. You are done! Bring your patches to camp and see the fun begin.  
Thanks much. Carol, Judy and Mary

## OMAHA QUILTERS GUILD 2008 MEMBERSHIP FORM

### GENERAL INFORMATION

Monthly meetings are held the second Tuesday of each month, September through May at 7:00 pm at the Westside Community Education Center, 108th & Grover, Omaha, Nebraska. Our membership year runs from July 1 to June 30. **This membership form must be filled out every year to update information.**

In order to have your information printed in the membership directory, you must turn this form in by June 30<sup>th</sup>. Forms received after this date may not appear in the membership directory. If you do not want your information printed in the directory, please check the box below and you will not be listed.

### DUES INFORMATION

Make checks payable to **Omaha Quilters Guild**; 2008 dues are \$20.00.

Complete this form and mail with your check to: Bev Adams, 922 Shenandoah, Papillion, NE 68046

**NOTE:** If you want your packet mailed to you, please add \$1.50, otherwise they will be available at the membership table prior to our meetings.

I want to receive my newsletter by: Email  Regular Mail

### MEMBER INFORMATION

New member       Existing member       Address has not changed.

\_\_\_\_\_  
Name

\_\_\_\_\_  
Address

\_\_\_\_\_  
City

\_\_\_\_\_  
State

\_\_\_\_\_  
Zip (9 digit)

\_\_\_\_\_  
Home/ Cell Phone Number

\_\_\_\_\_  
Work Phone

\_\_\_\_\_  
Email Address

- |   |  |
|---|--|
| <input type="checkbox"/> List my name in the printed directory                        | <input type="checkbox"/> Please list me as a quilting teacher      |
| <input type="checkbox"/> List my address in the printed directory                     | <input type="checkbox"/> Please list me as a hired machine quilter |
| <input type="checkbox"/> List my phone numbers in the printed directory               | <input type="checkbox"/> Please list me as a hired hand quilter    |
| <input type="checkbox"/> List my email address in the printed directory               |  |
| <input type="checkbox"/> <b>DO NOT LIST any information about me in the directory</b> |  |

I am a member of the small group named: \_\_\_\_\_

I would like to join a small group -- meeting preference: Daytime  Evenings

I am interested in helping with this following OOG committee activities

Block Exchange	Properties	Charitable Requests
Raffle Quilt - Maker	Children's Emergency Fund	Registry
Raffle Quilt - Quilt Mom	Education	Historian
Helping Hands	Retreat	Sister Guild
Show and Tell	Library	Ways and Means
Membership	Small Groups/Rising Stars	Speaker Bureau
Newsletter	Steering	Other _____

**Any comments or suggestions?**



## Request for Quilts

Plans are underway for the January 2009 annual Flower Festival at St. Cecilia Cathedral.

It has been announced the upcoming show's theme will be "Quilts and Flowers".

The planning committee for the Festival is looking for a limited number of quilts to display.

If you are interested in showing a quilt (antique or contemporary) call the Ca-

thedral Cultural Center to add your name and quilt description to the list for the review committee's consideration.

For more information or to add your name to the list

contact: Kathy White, Manager of the Cathedral Cultural Center at 551-4888.

## Rising Stars

The Rising Stars will start off our new year with Barb Sorensen from Sew Creative (<http://www.sewcreative-ne.com/>). She will give a talk and a demo for the quilting software: Quilt Design Wizard.

For anyone new to the Omaha Quilt Guild, who

doesn't know what our committee does. We set up short meetings which are primarily aimed at the new quilter, but anyone can come to our meetings. Our meeting is the same night as the Omaha Quilt Guild Meeting except we start at 6PM and are over sometime around 6:30. We have local speakers who talk

on a variety of subjects that might interest or inform new quilters. Right at the moment, we're not for sure where Rising Stars will be meeting at Westside Community. So all I can say is look for the sign either at the front entrance or at the membership table to guide you where you need to go.

Sorry about the inconvenience, but we're going to roll with the situation and keep on having our meetings wherever they put us.

Becky Moyer

Rising Stars Chair

### 2008-09 OQG Workshop Registration Form

Please register using this form. Send your Check (payable to OQG) to LaVonne Dunetts, 206 S. 95th St, Omaha, NE 68114

Name \_\_\_\_\_

Address \_\_\_\_\_

City, State, zip \_\_\_\_\_

Daytime Phone Number \_\_\_\_\_

Email Address \_\_\_\_\_

Please sign me up for:

\_\_\_ Susan Shie "Diary Painting on Quilts"- Saturday Sept 6th 9am to 6pm & Sunday Sept 7th, 12pm to 6:30pm  
**Cost:** Members \$90.00, Non-members \$95.00

\_\_\_ Susan Shie "Optional Day for Diary Painting on Quilts"- Monday Sept 8th, 9am to 4pm  
**Cost:** Members \$30.00, Non-members \$35.00


\_\_\_ Sandi McMillian "Beginning Machine Quilting"- Saturday Sept 27th, 9am to 4pm  
**Cost:** Members \$40.00, Non-members \$45.00

**Locations:** Country Inn and Suites, 11818 Miami St, Omaha, NE

Supply lists are available on the OQG website or by contacting LaVonne at 399-8299 or ldunetts@cox.net

**If you need to cancel your attendance at the class, we require seven days notice for a refund.**

October 2008



# The Official Publication of the Omaha Quilters' Guild

## Next Newsletter Deadline:

October 21, 2008

Email Elizabeth Kennedy at oqgnewsletter@yahoo.com or mail to: 13308 South 33rd Street, Bellevue, NE 68123-2369

### INSIDE THIS ISSUE

Oct's Workshop continued	2
Prez's Notes continued	2
Membership	2
Quilts for a Cause	2
Helping Hands	2
Children's Emergency Fund	3
Santa's Workshop	3
Caring Friends Auction	3
Helping Hands	4
Rising Stars	4
Camp Wanamakeablankie	4
Block Exchange	5
Quilt Show Challenge	5
Member was Honored	5
OQG Budget	5
Board Meeting Minutes	6
OQG Meeting Minutes	6
Meeting Minutes continued	7
Holiday Party	7
Workshop Registration	7

## OQG BOARD MEETING

October 7, 2008

Lutheran Church  
Of the Master

Next OQG meeting: Tuesday, October 14th at 7 pm.

## September's Workshop

This month's speaker, Nancy Kazlauckas, comes to us from Sauk Centre, MN. She has degrees in Clothing, Textiles, and Design as well of Education and Art, all from UW Stout. Nancy is known as a patient, helpful teacher and delightful, humorous

speaker.

Nancy taught secondary school for several years and has been teaching calligraphy in community and adult education classes for many years. She learned this skill from her father, at a young age. As a child, she also learned to sew, working as

a seamstress through her high school and college years.

Combining these talents and interests lead Nancy to develop her unique art, "Thread Calligraphy". This wonderful technique can be done using a standard zig-zag sewing machine, but

## President's Notes

Are you a quilting do bee?

What an awesome Kickoff Meeting last month! Listening to the committees come up to the podium and give their reports about all the activities planned for the year proves we are definitely an active guild (quilting do bees!). If you are not currently active in a committee, part of a small group or participating in one of the programs the guild has to offer, you might want to contact one of the committee chairs and sign up (become a quilting do bee!). Check out the Guild website regularly to find out what is happening, opportunities to volunteer and also news in the quilt-

ing community. Roberta Willet (a quilting do bee!) does an excellent job of keeping up on the quilting news. There are many members who have been a part of the guild for years that just jump in and do what they do (quilting do bees!) in support of the guild. This is a great asset to the other members of the guild but there are also so many other duties that could use your help. If you want to volunteer and aren't sure what you can do, just call one of the committee chairs or board members and I am sure we have a position for you. I noticed Pat Varner (quilting do bee!) had her camera out

and snapping pictures again (thanks Pat its great to have all those pictures available again for everyone to see). Did your small group sign up for to be holders and folders for a month yet? (Andy is a quilting do bee!)

I hope my excitement radiates to other members because it is sure fun to be a part of this guild. Did you see all of those ugly duckling quilts? I am amazed what creativity there is in our members, just hand them a piece fabric and look what they do! I can't wait to see the great turn out for the stocking challenge, quilts for the show "Circle of Tradition...Then and Now", and challenge

---

## October's Workshop continued:

looks like it was made using a fancy digitized embroidery machine. The class is being held on Sunday, October 12 from noon to 6:30 pm at Country Inn and Suites. Nancy will also be teaching

a class using Paintstiks brand paints. These are oil paints in a crayon-like form, allowing for neat and easy application. This class is being offered on Saturday, Oct. 11 from 9 am to 4 pm at

the College of St. Mary.

Nancy's quilts have been recognized with monetary awards and ribbons at "Quilting on the Waterfront", a large, regional ma-

chine quilting symposium, held annually in Duluth, MN. You can see more of her work on the OQG website or at her website, [www.threadcalligraphy.com](http://www.threadcalligraphy.com).

---

## President Notes continued:

quilts "O! the Circle of Possibilities" with three circles (one can be partial, one on the fabric, and one complete circle) and possibly an O!

We have a great year of programs lined up that started off with Susan Shie and her

amazing diary quilts. (I'm still having a difficult time with the amount of writing she does on those quilts, I talk a lot but I don't think even what I verbalize would cover one of her small quilts). There are many more talented speakers in

the next few months and many activities to be a part of. I just keep thinking how fast this year is going to go and that before we know it we will be setting up the quilt show, I will then be asking myself what did I do this year to be an active

member of my quilting guild. Be a quilting do bee and share in the excitement!

Jackie Heyne

---

## Membership

The membership table will be open from 5:45 p.m. to 6:55 p.m. before each meeting. Please be sure to stop by to pick up your nametag, door prize chance and membership booklet. The membership committee has decided to have nametags available this

year for all current members. We hope that this will help you to put names to those familiar faces in the guild! Membership booklets will be available beginning with the October meeting. Don't forget to pick up your copy. Please note that we plan to close

down our table at 6:55 to encourage everyone to be seated before the speaker begins her presentation!

Additional note: Show your guild membership card when you shop. Some area quilt shops will give you a discount if you show your membership

card. For example, Personal Threads Boutique is offering a 10% discount to guild members on the second Tuesday and Wednesday of the month with your membership card.

Carol Nish, Membership Co-chairman

---

## Quilts for a Cause

In the past this committee primarily focused on supporting breast cancer research and other women's health issues. While that it is still one of the many projects that we hope our members will support, this committee is broadening its scope and will try to serve as connection point between organizations wanting our very specific type of assistance and quilters interested in donating items to those charities. As requests come into the guild, I will pass them along.

Hopefully we will be able to link organizations to quilters who support their causes.

Thank you to those who stepped up at the September meeting to help quilt pieces for the Komen Foundation. Kathy Havranek is working with Komen and is our best source of information regarding the Foundation's needs at this time. We do have other projects that need to find quilters so if this is your pet cause, please contact Kathy or myself for more information.

We have a request for a quilt from Keep Omaha Beautiful. If you are interested in this project, please contact Jackie or myself for more details.

Boys Town Mothers Guild welcomes anyone who wants to quilt to benefit Boys Town. This group meets in the Great Hall of Boys Town from 9-3. Our meeting dates for the upcoming year are Sept. 20, Oct. 18, Nov. 15, Dec. 6, Jan. 17, Feb. 21, March 21, and April 18. The group has made approximately 25 quilts for the Flanagan House and has ongoing projects to supply quilts for recognition of family teaching couples and school teachers in the Boys Town schools. We also make quilts for graduating seniors and some alumni activities

and Booster Club events. Whatever your interest in making, we'll find a home for your quilt.

The Storybook Quilt Project is a new project to generate a lending library of small quilts for use by area educators. This project is in the development stages and we will share more information with the membership in the near future. If you love children's literature, especially the books that feature quilts, consider joining this group.

Jan Fry

---

## Children's Emergency Fund

Some children in foster care are fortunate to be placed with families who are able to provide generously at Christmas time. But it was apparent that other children were left out during the holidays. The Omaha Quilters' Guild became aware of the need and in 1992, created the Children's Emergency Fund. Originally, the project focused on sewing Christmas stockings but has since grown into a multi-faceted, annual event. There are four ways for members to participate in the project.

**Stocking Challenge:** At our September meeting, members line up to get their \$2.00 kit for the stocking challenge. All the

completed stockings are then displayed, at our December Banquet where members vote on the stockings by monetary donation. A small prize is given for the 24 stockings that raise the most money. All the stockings and the monies raised are donated to Child Protective Services (CPS)

**Angel Bags:** An empty stocking isn't much fun, so we ask the members for donations of stocking stuffers. This part of the project is referred to as the Angel Bag Project. Members pick up a bag at the November meeting, and then they put new, unwrapped gifts in the bag and return it to the December meet-

ing. CPS caseworkers select stockings and stuffers which they then deliver to children who are in foster care, shelters, or hospitals.

**Santa's Workshop:** Members make and donate items to be raffled, and those are raffled at the December Banquet. Thanks to generous members, we usually have over 150 items!

**Caring Friends Auction:** We also have a project created specifically for members to work together. This part of the fundraiser is called the Caring Friends Auction. Each year there is a theme, and quilters may make any item they believe reflects the theme. The

only rule is that the item be made by at least two people, and have some quilting somewhere on the project. The items are then auctioned during the December Banquet and proceeds benefit CPS. This year's theme is "Mittens".

You can see why our December meeting is one of the highlights of the year as members enjoy good food, good friends and a feeling of well-being. It's a great reward to use our talents and enthusiasm for such a meaningful cause. We are reminded that working together we can do so much to brighten the life of a child.

Pat Sears

---

## Santa's Workshop

The holiday season is fast approaching, and I know that many of you are already in the planning and preparation mode for it. As you are making your lists (and checking them twice), please make it a point to keep in mind the wonderful opportunity you have to contribute to our annual fund raiser, which benefits the Children's Emergency Fund.

One way is by donating something to the Santa's Workshop mini raffle. Some donations that have already been made include

quilt patterns and books, fabrics, and quilt kits. At this time, I want to encourage you to start thinking about making a donation, whether it be from you or your small group. Donations can be brought to the October or November meetings. Or you can call or email Deb Sass to make arrangements to deliver the items at another time. Please keep in mind that all donations must be received at or before the November meeting.

Another way you can contribute

is to buy raffle tickets for your chance to win the donated items. Tickets will be on sale during the November and December meetings, and are still 3 for \$1.00. All the items will be raffled off during the Christmas Party in December.

Whichever way you choose to contribute, just remember it's a Win-Win situation. The children win because all the money raised is donated to the Children's Emergency Fund. You win, because in one way or another you've given to a very

worthy cause.

Also, I am looking for volunteers to help out during the November and December meetings. If you are interested in helping, please contact me.

Thank you in advance, for all you do to make the annual fund raiser a huge success. If you have any questions, please do not hesitate to contact me.

Deb Sass  
Santa's Workshop Chair  
896-9143 or nuthinbut-  
sass@hotmail.com

---

## Caring Friends Auction

Are you working on your Mitten project for the Caring Friends Auction?

The mitten projects will be sold at a live auction during the Holiday Party in December. The proceeds from the auction will help support children in Foster Care in Douglas and Sarpy Counties.

You can create any kind of quilt related item. This includes clothes, dolls, ornaments, penny rugs, etc, as well as any size quilt. The requirements are: there should be quilting somewhere on the item and it should be made by a group of caring friends. We already have two completed items for the auction: a lap quilt and a vest. I will bring

them to the October meeting.

Most of us connect mittens with winter but what about the "3 Little Kittens" nursery rhyme? Put on your thinking caps!

If your project is finished, you can turn it in at the October meeting. **All items need to be collected at the November meeting.** If you

or your group of friends will have an item for the auction please let me know at the October meeting or contact me during the day at 330-6620 ext 143 or eakannedy@yahoo.com. It is important for planning purposes to know the number of items.

Let me know if you have any questions.

Elizabeth Kannedy



---

## Helping Hands

This summer was busy. Linda Hermesch put together more projects. Thanks Linda!

The crazy quilt tub now contains 200 bags. Each bag contains one muslin square, fabric and instructions. Why not try your hand on a crazy quilt block? Stop by pickup the supplies for a block (or two).

We have multiple strip quilt tubs. There are 85 bags per tub. Each bag contains four muslin squares, strips of fabric and instructions. These tubs are kept at the Westside Community Conference Center storage room.

I also want to say "thank you" to Lois Palmisano. Lois made quilts 5 days a week from morning to night

this summer. Over 100 quilts were made. They would not have been possible without her. Lois says "quilting is her therapy".

And last I want to thank Fran Larson and Rita Matthews for quilting at Millard Library this summer.

Please welcome Cathy to Helping Hands. She does not quilt....we have to work on that.

Helping Hands received requests for size information on this year's projects. The sizes are as follows:

- \* Children's Home Society/Children's Hospital baby quilts: width of 36" with a length that does not exceed 48"
- \* Wheelchair: width at

least 36" (keeping in mind that people come in different sizes) with a length of 48 to 63 inches

- \* Hospice hospital bed: 50" x 100" finished
- \* Y.E.S., Salvation Army, Project Harmony, Omaha Police, Eastern Nebr Office on Aging, Liberty Elementary School, Community Alliance, Eastern NE Office on Aging and Liberty Elementary School: 60" x 80"

Please keep in mind we want you to continue working on the size(s) you prefer.

Do you have sweaters that you or family members no longer wear? We are looking for sweaters to donate to

Community Alliance. Please bring them to an OQG meeting and we will pass them on.

New for this year is a Rainbow contest: you will pick 4 color chips from a container to work with. At least 3 to 4 colors from the chips need to be in the quilt. Bring your finished quilt or top to the May meeting.

I want to say "Thank You" to the sixteen members that entered the "Ugly Duck" contest. Every quilter was a winner! Their first names are: Carol, Andy, Marily, Kaye, Barbara, DeAnn, Deniva, Michelle, Sue, Rita, Fran, Liz, Mary, Katie, Gina, and Genny

Angie Reed  
Helping Hands Chair

---

## Rising Stars

Our October speaker for Rising Stars will be Pat Sears and her trusty sidekick Kathy Havranek. They will be talking about the Chil-

dren's Emergency Fund and what we all can do to help out with this worthwhile endeavor. They will also talking about making Christ-

mas Stockings for the children and will be showing techniques and pattern for making these stockings. Be sure and put it on your list of

things to do that night, as Pat and Kathy need all the help they can get.

Becky Moyer with Rising Star Committee

---

## Camp Wannamakeablankie

Camp is full for 2008. We have a record number of campers this fall.

Camp Wannamakeablankie will continue to be a "do your own thing" retreat. We plan to give everyone lots of time to sew, eat, visit, be creative, and eat for the weekend.

Directions for the camp block are available on the OQG website and in last months newsletter. We will be using a new favorite, "disappearing nine patch" block for this year's donation quilt block.

It's a very easy block, but can produce stunning results. Colors will be patriotic in true reds, whites, and blues. The blocks will be used for a retreat donation quilt. Last year's donation quilt, made with our "spool" blocks from 2007 and assembled by the Knot Yet quilt group, brought an amazing \$625 at the 2008 summer quilt auction, which benefits Carol Joy Holling summer camps for children.

This year we have assigned tables to groups attending camp. You received your

placement information last month. Each group will of course decide who sits at each space at their tables. We hope this will make it less stressful for campers trying to find a space to sew with their friends.

Reminder: we will need to be out of the sewing rooms by noon on Sunday. Lunch will be served after everyone has packed their sewing things.


The Cottonwood Quilt Guild is having their tour of home studios that afternoon. This is

Cottonwood's fund raiser for the International Quilt Study Center. Peg Pennell's studio is on the tour. More information on the tour will be available at the October meeting.

The committee will send a final camp notice with the start time, etc, a week or two before camp begins. If you have any questions, please contact one of us.

Carol McCann  
Mary Richling  
Judy Stratbucker  
Camp Directors

## Block Exchange



It was so enjoyable getting to meet new people and visiting with all the ones we know. Thank you to all who took the Maple Leaf block.

We will look forward to seeing them at the October

Meeting. We would like to welcome to the Block Exchange committee Denvia Capozio and Mary Schnitker.

Any questions feel free to contact Rojene Grigg at 366-

0714 or email [rojeneg@yahoo.com](mailto:rojeneg@yahoo.com) or C.J. Gleason at 323-7211 or email [ovrthrbw@trivek.com](mailto:ovrthrbw@trivek.com)

## Quilt Show Challenge



Circle of Tradition  
...Then and Now

### O! The Circle of Possibilities!

Omaha Quilters' Guild 2008-2009 Challenge Rules

1. Your challenge must contain a recognizable piece of the challenge fabric, on the front, totaling at least 3 square inches in size (That's 3" X 1").
2. Your piece "should have" a perimeter measuring no more than 160". Example 40" X 40" or 32" X 48", maximum. We are looking for a manageable size. Dolls, clothing and other items are acceptable as long as they meet all the rules.
3. You must have a circular element in or to your quilt. This must be pieced, appliquéd or a rounded edged. It doesn't need to be a full circle; a quarter circle still counts.
4. You must have a second circular element in or to your quilt. This must be printed (either a commercially printed fabric or hand printed or drawn), stitched, or something else. Use your imagination! If you have to explain where it is, it's probably too subtle. This MUST be a full circle.
5. Your challenge project must contain three layers: top, batting and backing, and must be held together with stitching. The item must be finished.
6. A bonus will be given for using the **O!** logo on your quilt.

## OQG Member was Honored

**Pat Sears Receives the NSQG Golden Thread Award.** The Golden Thread Award recognizes the consistent efforts and great contributions to the art of quilt making in the state of Nebraska.

Pat has been a member of the Omaha Quilters Guild since 1991. During that time, she has been an active member and volunteer. Her "Girlfriends" auction quilts for the Susan B. Koman

Foundation raised \$1,000. She organized public quilting demonstration for the River City Roundup, adapting a quilt-as-you-go technique so non-quilters could participate. Pat works hard to get other quilters involved in projects in order to use their skills. She has included quilts and quilting in her jobs in real estate and teaching. She has organized quilting retreats and taught workshops.

Sixteen years ago, she founded the Children's Emergency Fund Project. This project benefits children who have been removed from their homes due to abuse or neglect. It includes a Stocking Challenge, Angel Bags, a mini-affle, a live auction. Thousands of children have received a quilted stocking and been able to celebrate a "real" Christmas due to her efforts. Her vision and dedication are the backbone of

this project. Over \$15,000 was raised for the project in 2007.

She received the Governor's Point of Light Award in 2005 and the First Lady's Community Service Award in 2006.

We would like to congratulate Pat Sears for being recognized by the Nebraska State Quilt Guild for her contributions to the art of quilt making.

Submitted by Roberta Willet

## OQG 2008-09 Budget

The OQG books are under going our annual audit by our Accountant. The 2008-09 Budget cannot be printed in

the newsletter until the Account is finished. If the Accountant finishes by the October meeting, printed copies

will be available for your review at the meeting. Otherwise the Budget review and vote will have to be post-

poned until the November Meeting.

## OQG Board Meeting Minutes Tuesday, September 2, 2008

President Jackie Heyne called the meeting to order at 7PM. Behind Jackie was the Opportunity Quilt "Heartland Spring" for this years quilt show "Circle of Tradition ... Then and Now", which Jackie announced would be held at the UNO Field House. Jackie invited Donna Stenneche, maker of the quilt to be present with her State Fair Blue Ribbon winning quilt. Bert Cowles quilted the Quilt. Quilt Mom Cindy Sortman has 12 places to show the quilt and sell tickets, but would like more suggestions from members. Jackie would also like the three hours of work for each item entered reduced to two hours per item and for those who can't work the show there are pre show jobs like helping with phone call jobs for committees, the judging and getting a friend to work is fine. I is important that all members help with the show any way they can and it does get you free admission the

day you work. Jackie also introduced was Susie Jarosz, who will be the Co-chair for this years quilt show.

LaVonne Dunetts explained the fabric and rules for this years Challenge called "O! The Circle of Possibilities".

Jackie then told us that Jay Fry is working on getting an Education Program together with Story Book Quilts. Sandy Philgren is exploring a project with Quilts of Valor. "Keep Omaha Beautiful" would like us to make a quilt for their 50<sup>th</sup> Anniversary. And Rising Stars will meet in the Common area just outside the Guild meeting room. Westside Community Center has changed the entrance to our meeting to the doors closest to the gym, instead of the main entrance we usually go through. The door at the top of the stairs in the back parking area is still OK to use.

Committees then introduced themselves and made announcements. Janet Koch has letterhead and envelopes for those who need it. Sue and Rogene will have a Maple Leaf for the first Block of the Month. Elizabeth Kannedy has a deadline of the 3<sup>rd</sup> Tuesday of the month, but will take articles to be printed in the newsletter as soon as we have them ready. If we send an article for the newsletter every month, please email her that there is nothing when we don't have any news to be printed. Carol McCann stated that Camp WannaMakaBlankie is completely booked. LaVonne Dunetts explained the line up of programs for the year and had samples of some of the items and techniques that will be taught at the classes being offered. Librarians Barb Nun and Annette Farquhar explained that they have some funds if there are books we'd like them to order for the library. Andy

Chakravarti our Properties chair will be working with committees to get their tables organized for the first meeting. She is also in charge of the Show and Tell holders. She has been asked to see if they could wear white gloves and double as greeters to guests and new members. Roberta Willet our Webmaster has changed the look of our Web Site. She will also post interest stories about members who receive quilt related awards or have pictures of a local quilt shows that members would like to share. And last our Membership Committee, Bev, Carol and Liz had several things to discuss before the printing of our Membership Roster books. September 9<sup>th</sup> is the last chance to get information to them before printing. Small groups will be asked to fill out update sheets as they enter Tuesday night.

Jackie adjourned the seventeen members present at 8:50PM.

## OQG General Meeting Minutes Tuesday, September 9, 2008

President Jackie Heyne called the meeting to order at 7PM. Jane Fiala moved to open the meeting. Jackie presented Old Business with the announcement that the Quilt Show was a success. The actual figures were still with the accountant so she will have them for the next meeting. Then Jackie had LaVonne Dunetts come forward to introduce the guest speaker for the evening.

LaVonne began by telling us a little about Susan Shie before turning the mike over to her. Susan thanked Mary Richling for letting her stay at her home for six days and taking her on tours of the Omaha and Lincoln sites. After the slide show manned by Roberta Willet, the students of Susan's three days of classes did a Show and Tell of their work.

President Jackie Heyne then

asked that Committees come forward with their updates.

Sandy Philgren, Quilts of Valor showed three Friendship blocks as she explained her new Blocks for the Brave program. LaVonne Dunetts, VP/Programs gave a run down of the next speakers and their classes and explained how to sign up for the classes. Then she changed hats and announced this years Challenge, "O! The Circle of Possibilities" and explained the rules while throwing three cuts of Challenge fabric randomly into the crowd. Becky Moyer, Rising Stars had the guild members attending Alice Cruz's dyeing class do a Show and Tell of their beautiful dyed fabrics. Andy Chakravarti, Properties, announced her new program of Holders and Folders asking members to sign up to hold

items for the speakers and Show and Tell. Jay Fry, The Mother's Guild, announced her two added programs "Quilts for a Cause" and "Story Book Quilts." Guild members were once again encouraged to get involved and join in on the Guild projects. The Website has contact links for information and next month the Membership Books will have information also. Rogene Grigg, Block Exchange said that if members preferred to use the template for next months block to contact CJ Gleason to get the templates. Linda Holman, Small Group Register is looking to connect several people who are interested in joining groups with groups who have openings. Please fill out information sheets to update the information on your groups. Debra Sass, Santa's Workshop ask that we start bringing our

items she will only accept them in October and November. Becky Draper asked that we give Debra the support she always received. Pat Sears, Children's Emergency Fund was selling the Polka Dot fat quarters for the stockings with the help of Kathy Havranek for \$2.00 each. Elizabeth Kannedy announced the auction theme "Mittens and explained the rules. Cindy Sortman, Quilt Mom will be selling the Opportunity quilt tickets at next months meeting. Mary Richling, Bus Trip gave information on the Travel Concepts October 9th through the 11th Des Moines trip. The Membership committee of Carol Nish calling out the numbers, Liz Fleming and Bev Adams passing out great door prizes from nine local businesses. Angelina Reed, Helping Hands is starting the year with 86 quilts made

## OQG General Meeting Minutes continued:

since the end of last year and showed two different quick quilt kits they have for members to make. Roberta Willet announced that Pat Sears received the Golden Thread Award. Pat thanked everyone involved. Alice Cruz then read the Golden Thread Award Speech from the presentation. And once again Pat Thanked all the guild members for support-

ing her cause, it wouldn't be possible with out our help. Peg Pennell announced a surprise One Women Quilt Show for Diane Thomas at the Bemis Center on the 19th

Jackie took the floor with New Business and announced that the upcoming Quilt Show would be at the UNO Field House. The date hasn't been finalized. Hanging next to the

podium was the opportunity quilt for this year. Jackie then asked Donna Stenneche to come forward for a picture with the quilt Donna made called "Heartland Album." The stunning quilt is a Heartland Baltimore and will be raffled this year at the "Circle of Tradition...Then and Now" Quilt Show.

Jackie had received a request

from Keep Omaha Beautiful for the guild members to make a quilt for their 50th Anniversary by December using their Logo, if anyone is interested please contact Jackie.

Jackie announced that the budget would be printed in the next newsletter.

The meeting was adjourned for Show and Tell at 8:45pm.

## OQG Holiday Party

The December Dinner/Party will be similar this year to last, hopefully, without the snow!

The Dec. 9, 2008 party will be at German American Society at 3717 S. 120<sup>th</sup>

Street. The charge for tickets will be \$12 to help defray the costs for food and facilities. This is nowhere near the actual cost; the Guild covers the difference.

Tickets and table reservations will be available starting at the October meeting. It will be most efficient if one representative for your group collects checks and makes reservations for the whole group. Checks are

easier to handle than cash, so please be prepared.

Details of menu and times will be available at the October meeting.

### 2008-09 OQG Workshop Registration Form

Please register on line using the form on the OQG website. Send your Check (payable to OQG) to LaVonne Dunetts, 206 S. 95th St, Omaha, NE 68114

Name \_\_\_\_\_

Address \_\_\_\_\_

City, State, zip \_\_\_\_\_

Daytime Phone Number \_\_\_\_\_

Email Address \_\_\_\_\_

Please sign me up for:

Nancy Kazlauckas "Paintstiks"- Saturday Oct 11th 9am to 4pm, **Cost:** Members \$45, Non-members \$50

**Location:** College of St. Mary's, Walsh Hall, room 9

Nancy Kazlauckas "Thread Calligraphy" Sunday Oct 12th noon to 6:30pm, **Cost:** Members \$45, Non-members \$50

Ruth Powers "Intro to Picture Piecing" Saturday Nov 8th 9am to 4pm **Cost:** Members \$40, Non-members \$45

Ruth Powers "Easy Design Play" Sunday Nov 9th noon to 6:30pm **Cost:** Members \$40, Non-members \$45


**Locations (unless otherwise noted):** Country Inn and Suites, 11818 Miami St, Omaha, NE

Supply lists are available on the OQG website or by contacting LaVonne at 399-8299 or ldunetts@cox.net

**If you need to cancel your attendance at the class, we require seven days notice for a refund.**



November 2008



# The Official Publication of the Omaha Quilters' Guild

**Next Newsletter  
Deadline:**  
October 18, 2008

Next OQG meeting: Tuesday, November 11th at 7 pm.

Email Elizabeth Kannedy at oqgnewsletter@yahoo.com or mail to: 13308 South 33rd Street, Bellevue, NE 68123-2369

## INSIDE THIS ISSUE

Oct's Workshop continued	2
Prez's Notes continued	2
Membership	2
Quilts for a Cause	2
Rising Stars	2
Block Exchange	3
Hospice House Project	3
Children's Emergency Fund	3
What to put in a Angel Bag	3
Challenge Entry Form	4
Caring Friends Auction	4
Santa Workshop	4
December Holiday Party	4
Mittens Request	5
Board Meeting Minutes	5
OQG Meeting Minutes	5
OQG Budget	6
Quilt Nebraska	6
Camp Wannamakeablankie	7
Helping Hands	7
Officers & Chairmen	7
Workshop Registration	7

**OQG Board Meeting  
October 4, 2008  
7 pm  
Lutheran Church  
of the Master**

## November's Workshop

The lecturer and workshop leader for November is Ruth Powers from Carbondale, KS.

Since taking up the art of quilting in 1989, Ruth has gained national recognition for her award winning quilt design and workmanship. Her works hang in private collections from coast to coast.

Early successes in competition resulted in requests for her designs and in 1994 her quilt pattern company INNO-

VATIONS was born. INNOVATIONS strives to fill the need for artistic designs that are easy for anyone to create.

While the company and related travel to teach and lecture nationally and internationally takes up much of her time, Ruth makes the time to continue to create the art quilts that are her real focus. She particularly enjoys intricately pieced pictorial work, often inspired by nature.

Ruth will be teaching two workshops during her visit.

On Nov. 8 she will teach Introduction to Picture Piecing. If you have always wanted to try picture piecing but didn't know where to start, this workshop will introduce you to the process in a fun and easy way using freezer paper templates. The class project is Ruth's Cone-flowers pattern.

Since we are doing a one day workshop, you will be required to do some prep work at home before coming to the workshop so that you will have plenty of time

## President's Notes



As I drove into work this morning I was awed by the most beautiful sunrise that I have seen in a long time. I've seen many sunrises but the colors of pink and orange that was in the sky this morning was just amazing. October is that transitional month, sometimes it is cold, sometimes it is hot, leaves change color and the color of flowers are brighter, days are shorter but it is just one of those times of the year that change takes

place. Change and transition, it is not a bad thing and sometimes it is not a good thing but if everything stayed the same we would never be excited or relaxed, happy or sad. I have seen a change in the culture of our guild this year which is exciting. I see more people greeting others than they did in the past. I have received a few positive emails from guild members about things they like this year. I have noticed that there are many more new faces helping with different committees and I have noticed that our speakers have men-

tioned what a friendly guild we are. I am glad to see this change beginning, the reason I say beginning is because I still think there is much more we can do to interact with each other, give each other the chance to voice their opinions, to listen to those opinions without a standard response and to support each other in the tasks that people have volunteered for. I hope everyone knows that if they said "yes" to heading up or helping a committee they are not alone in their commitment. You have the support of the board and every mem-

---

## October's Workshop continued:

for the fun part of cutting and sewing the fabric. Most students get 1/4 to 1/2 of the design sewn. There are just a couple of spaces left in this

class.

On Nov. 9 Ruth will be teaching Easy Design Play. Explore a fun and easy route to design-

ing a one-of-a-kind original wall hanging, using a technique that she often employs in her own designs. It's about combining different blocks to get

new designs, dropping and adding seam lines and coloring so as to deemphasize the original blocks. There is still space left in this class.

---

## President Notes continued:

ber of the guild. But, one thing I have found is that you need to ask- for some reason, most people like to have a personal invitation to help out, when the request is to the general guild population, people will think that someone else will do it. Just so you know, you are that someone else. You are the one who can make a difference in what the guild does and how the guild func-

tions. So don't be shy, ask someone you don't know to help your committee, call someone in the directory or just sit next to someone else at the meeting and introduce yourself and ask if they would like to help with \_\_\_\_\_(you fill in the blanks).

I want to thank all of the board and committee members for the support they are giving me as well as all the members of the

guild as we go through transition and change. Be supportive of the Mini Raffle, join in on the Mothers Guild sewing events, support Quilts for a Cause, finish a quilt for Helping Hands, volunteer for the Quilt Show, make a Stocking for the Challenge, piece some blocks for Quilts of Valor, make a challenge quilt, buy 10 raffle tickets and join a small group or start up a new one by inviting

someone you don't know. The members of my small group began right here in the guild at a Holiday party when we sat at the table with them. As October closes, the month of November begins with new challenges and projects for all of us to work together to accomplish. Keep up the great work!

Jackie Heyne

---

## Membership

Membership booklets for 2008/2009 were available at the October meeting. If you were not able to pick yours up, please

stop by the membership table at the next meeting.

Don't forget to show your mem-

bership card when you are shopping at the area quilt stores. Many of them are willing to give guild members a

discount.

Carol Nish, co-chairman



---

## Quilts for a Cause

There are so many wonderful children's books that feature quilts. We hope that you will like some of the selections that we have focused on this year. As you will see, the choices are more historical in nature and some will also be choices again when we focus on multicultural aspects.

The list of books we selected are:

- \* Sewing Quilts by Ann Turner
- \* The Quilt by Gary Paulsen
- \* The Seasons Sewn by Michael McCurdy
- \* The Log Cabin Quilt by Ellen Howard

- \* The Quilt Story by Tony Johnson
- \* Eight Hands Round by Ann Whitford Paul
- \* The Quilt Block History of Pioneer Days by Mary Cobb
- \* Sweet Clara and The Freedom Quilts by Deborah Hopkinson
- \* Selina and the Bear Paw Quilt by Barbara Smucker
- \* Aunt Harriet's Underground Railroad in the Sky by Faith Ringgold
- \* Under the Quilt of the Night by Deborah Hopkinson

- \* The Patchwork Path by Bettye Stroud

- \* The Secret to Freedom by Marcia Vaughn

If you are interested in interpreting one of these books in a quilt, please let us know which you have selected. Please keep quilts small (36" X 36" or smaller.) We would love to have some log cabin quilts, one with red centers, one with black centers. Samplers using blocks suggested in the books are also good choices. Scrap quilts, a Bear Paw quilt or Schoolhouse block quilt are also some that we are hoping to get.

Amish quilts, star quilts and examples of Hawaiian quilts are also some of the items that we hope to include. We will accept multiples of some of these basic quilts as we hope to have multiple quilt education kits that could be checked out.

Please feel free to contact Jan Fry or Dee Acklie if you have questions or would like to volunteer to interpret a particular book. Have a favorite book not on this list, let us know. It will probably be included in later years or if it's historical in nature, we can add it to this year's list.

---

## Rising Stars



The Rising Star speaker for November will be our very own Mary Mayfield. She will talk on color theory. And as her talks are always interesting, fun and informative, make sure that you don't miss

it! I apologize for the Rising Stars meeting last month. With the changes that Westside Community Education Center has made to its facility, we unfortunately lost our room. I was promised that we could meet in the hallway and they would

have chairs set up for us. Obviously that promise only lasted for a month. I know that it was difficult to hear Kathy last month when we had to move to part of the main room and I caught some flack because some ladies were waiting out

in the hallway looking for the meeting. Please just bear with us for a while and hopefully we'll get it sorted out.

Becky Moyer, Rising Star Committee

## Block Exchange



Thank you to all who did the beautiful Maple Leaves. You made the block's look so nice.

We gave out 56 pieces of fabric for the Christmas Tree Block.

Looking forward to seeing the end results you are all so creative.

So make sure you stop by to get a good look at them all in November.

C.J. Gleason 712 323-7211  
cjpg333@gmail.com

Rojene Grigg 712-366-0714  
[rojeneg@yahoo.com](mailto:rojeneg@yahoo.com)

## Josie Harper Hospice House Project

First of all, I would like to personally thank everyone who has made a quilt, sewed labels, delivered or donated sewing time and fabric to the Josie Harper Hospice House Project. To date, 40 quilts have been donated not including the 5 opportunity quilts for hospice

fundraisers. Quilts for the patients at the Josie Harper Hospice House are still being accepted. Quilts need to be all cotton, machine quilted and measure at least 76 inches by 96 inches in order to fit the hospital-style beds. Remember there are both men and women

in hospice to help you determine your fabric choices. Also, please apply your personal label on the back and I will add a guild label as well.

There is no deadline for these quilts but I do encourage entering them in our annual quilt show in June 2009. What a

better way to educate the public of the guild's wonderful charitable work. Your generosity towards this project does not go unnoticed by the patients, their family and staff at hospice. Contact me if you have any questions.

Pat Varner

## Children's Emergency Fund

Santa's new sleigh is slated for delivery just in time for our Big Event at the German American Society building. It should be a wonderful evening! You need to reserve a spot and pre-pay for your ticket. Tickets will be for sale at the November meeting.

There will be many familiar activities such as the Stocking Challenge, the Caring Friends Auction, the Angel Bag Troup, and the popular Santa's Workshop.

**Calling all Santa's Helpers:** As usual, we need many helpers to make this event happen, so please plan to come at 3:30 to help with set up. We also will

want help to pack up and load up, as well as several vans to transport the elfin loot to Child Protective Services the next day (13<sup>th</sup> & Farnam). The van needs to be in a garage or in a secure location overnight—not on the street nor in a driveway.

**Stocking Store:** We set up a "store" for the caseworkers, who come in and select stockings and Angel bags for the kids. So, we need help on Wednesday morning to set up the Stocking Store and help in the Stocking Store from 1—4 on both Wednesday and Thursday afternoons

**Angel Bag Project:** One of the MAJOR benefits for the kids is

our Angel Bag Project. The bags picked up at the November meeting should be brought to the December meeting with new, unwrapped age-appropriate gifts. See the below article for gift suggestions.

**Caring Friends Auction:** We also will auction many stunning treasures made by our talented members at the meeting from the Caring Friends Project. The theme this year is "Mittens". Contact Elizabeth Kannedy for more information, especially if you or your group would like to donate an item to be auctioned.

**Santa's Workshop:** This feature of our fund-raiser is always extremely popular. The mem-

bers make and donate a huge number and variety of wonderful items. Items need to be given to Deb Saas by the November meeting, please.

It will be an evening of fun friendship an merriment, so come and enjoy a most special event that helps area children who are victims of abuse, neglect and/or abandonment.

Heaven forbid we would have bad weather and have to cancel, but if we do, you would drop off your angel bags and any donations to the area shops listed above. Listen to KFAB if weather threatens or check the OQG digest or website.

## What to put in an Angel Bag....



Many of you have asked for ideas for new, unwrapped gift (s) to put in that angel bag you picked up at the November meeting.

**Remember,** these children are taken from their homes with little to nothing many times—not even a toothbrush. So, anything from personal groom-

ing items to something your own kids might like is appropriate for an Angel Bag.

Here are some items to consider: unisex clothing such as sweatshirts/sweatpants, socks, outerwear including hats, gloves, mufflers (no team logos allowed) fleece throws, lap quilts, age appropriate games, toys, puzzles, candy, inexpensive watches, costume jewelry, makeup kits, artist supplies or craft kits, small boom box,

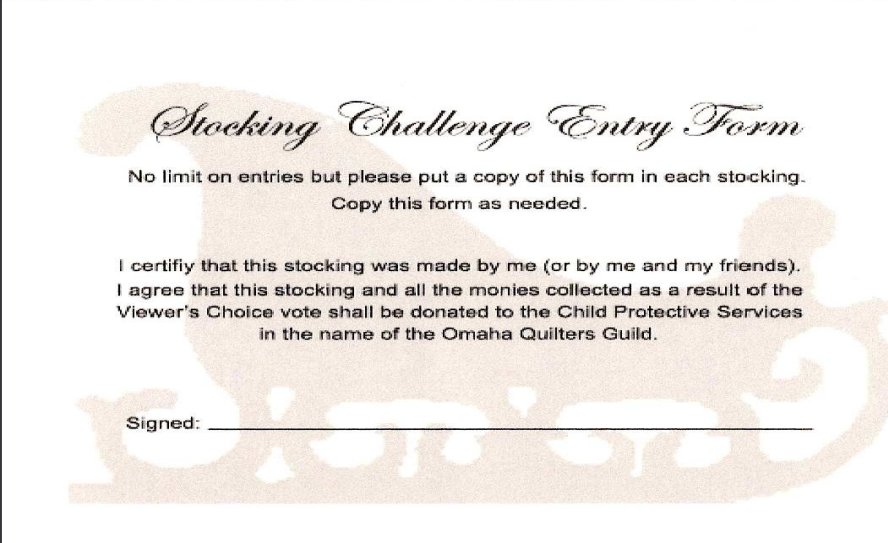
radio or "walkman", duffle bag or backpack, shoes or slippers, batteries, stamps, stationery, journals, diaries, alarm clocks, calculators, hand-held games, disposable cameras, sports balls and/or workout equipment, books, CD's or videos, phone cards and of course gift cards. Gift cards can be from the major chain discounts like Walmart, Target, and Shopko or from specialty stores such as Payless Shoes, Best Buy or a

major book-seller. Write the denomination of the gift card on it and hand it to one of the adults at the Angel Bag table at the party. Please do not put gift cards in one of the Angel Bags.

Hope this helps and thanks for the things you get for the kids and the time and effort you take to make this a special holiday for a child in special circumstances!

## Stocking Challenge Entry Form

**Stocking drop-off will be the week of Dec. 1-6**, during regular business hours at the Log Cabin, either of the two Country Samplers and/or at Kaneshville in Council Bluffs. Please put one entry form in each stocking, since we use these for a door prize drawing and to get feedback on the child who received your stocking. The entry forms are also available on the OQG website. This event is fund-raiser that benefits kids in protective custody at holiday-time, and one of the ways we raise money is to vote on the stockings for Viewers' Choice Awards. The stockings raising the most money will be honored. So don't forget to bring voting money to the event!



*Stocking Challenge Entry Form*

No limit on entries but please put a copy of this form in each stocking.  
Copy this form as needed.

I certify that this stocking was made by me (or by me and my friends).  
I agree that this stocking and all the monies collected as a result of the  
Viewer's Choice vote shall be donated to the Child Protective Services  
in the name of the Omaha Quilters Guild.

Signed: \_\_\_\_\_

## Caring Friends Auction

It's that time of year again to remind you to finish your projects for the Caring Friends Auction. We currently have 3 bed size quilts, a lap quilt, 2 wall hangings and a vest. The items will be

auctioned at a live auction at the December meeting.

**All items need to be collected at the November meeting.** If you can't make the meeting, please

contact me to make other arrangements. If you or your group of friends will have an item for the auction please contact me at 292-1631 or eakannedy@yahoo.com It is important

for planning purposes to know the number of items. Thanks for your support.

Elizabeth Kannedy

## Santa Workshop

Well, it's almost here. Christmas (and everything that goes with it). Are you ready? Have you made all your lists? I've been making mine. But there is still one list that I've not completed and I can't without your help. Why you ask? Well, because it's the list of all the donations for the Santa's Workshop. Donations are still being accepted - but only through the November meeting. If you find that you are unable to

bring your donation to the November meeting, please contact me to make arrangements to get it to me before then. Raffle tickets will be for sale during the November and December meetings, and are still 3 for \$1.00. So be sure to stop by and buy your tickets. As always, be sure to put your name and phone number on the tickets so we can be sure to get your prize to you. Donated items will on display during the

November meeting, and you will be able to put tickets into the bags for the items you would like to win. We've already gotten some "gotta have" books, quilt kits, and so much more. If you don't think you can wait to see the goodies until the November meeting, check out the OQG website for a sneak peek of a few of the items. Please remember that we do this for the children. Your generosity is appreciated by

the children, the foster parents, and all the people who have worked so hard to coordinate this effort. I guess what I'm trying to say is that this is a fun and easy way to make a difference. Thank you in advance, for all you do to make the annual fund raiser a huge success. If you have any questions, please do not hesitate to contact me.

Deb Sass, 896-9143 or nuthinbut-sass@hotmail.com

## OQG Holiday Party

The December Dinner/Party will be similar this year to last. The Dec. 9, party will be at German American Society at 3717 S. 120<sup>th</sup> Street. The charge for tickets will be \$12 to help defray the costs for food and facilities. This is no-

where near the actual cost; the Guild covers the difference. Tickets and table reservations are available now from LaVonne Dunetts, 399-8299, and at the November meeting. If your group does not buy your tickets at the

same time, I cannot guarantee you will be able to sit together. If you wish to call ahead of the meeting, I will put tickets aside for your group. Please do not arrive before 5:30 pm! The bar won't be open yet, anyway. The committees need

time for setting up. The menu for dinner will be fried chicken, roasted pork loin, roasted red potatoes, green beans almandine, salad, rolls, assorted desserts and coffee. Additional beverages are available for purchase at the bar.



## Gitten' Mittens!



Since our theme for this year's Caring Friends Auction is "Mittens", we are asking for donations of mittens or gloves for kids, infants to 18 years old.

This year, we would like very much to be able to put a new

pair with each stocking that goes out to the kids at Child Protective Services.

There will be a container for your donations at the next two meetings if you'd like to participate. As always, this is strictly

optional, but just think...if every member would donate just one pair, we would be able to warm about 800 little hands this winter season! Thanks so much for all you do.

Pat Sears

## OQG Board Meeting Minutes Tuesday, October 7, 2008

President Jackie Heyne called the meeting to order at 7PM with 16 board and Committee members attending. She then explained the reason for the Emergency Board Meeting held 10/02/08, what was discussed and then opened the table to questions. After an hour of questions and discussion, Roberta Willet read the Pros and Cons of the Embassy Convention Center and the UNO Sports Complex.

An Opinion Tally from all the attending Board and Committee members nominated UNO Sport Complex as the site for the Quilt Show. President

Jackie Heyne will have a signed contract the next day, so the Opportunity Quilt Tickets can be printed and ready to sell at the first scheduled event.

The Meeting was then opened to the Committee Chairs. LaVonne Donetts discussed upcoming programs and would be selling tickets for the Christmas Party on 12/9 for \$12 per person at tables seating either six or eight.

Mary Richling gave information on Camp Wannamakab-lankie. Elizabeth Kannedy gave us the time line on turning in our articles for the newsletter. Pat Varner gave an update on

Josie Harper Hospice House and their Tenth Anniversary. Barb Nunn and Annette Farquhar announced they have three new helpers for the Library committee, Karen, Lora and Sue. Joan Workman gave the Treasurers Report and still shows a Donna Flemming Endowment to give out. Carol Nish announced the Membership Books would be ready for the meeting Tuesday night. Andy Chakravarti checked on tables for the meeting Tuesday night. Roberta Willet, Carolyn Marsh, and Janet Koch had nothing to report at this time. We were all asked to check our contact information by Eliza-

beth Kannedy.

Jackie turned the floor over to Pat Varner for New Business on the Nebraska State Guild July 27-30 2012 Show which she will be heading. It will be at the Embassy Convention Center in LaVista and Pat is looking for individual to help with committees.

The meeting was adjourned and members could get tickets for the Christmas party from LaVonne before leaving.

Submitted by Linda Hermes

## OQG General Meeting Minutes Tuesday, October 14, 2008

President Jackie Heyne asked members to take their seats at 7 PM, while they did so, she told members that this years Quilt Show would be at the UNO Sports Complex on June 5th through the 7th. Then a motion was made and seconded at 7:05 PM to open the meeting.

President Jackie Heyne introduced Nancy Kazlauckas, who gave a presentation on Thread Calligraphy. The Hands All Around group were her Holders and Folders. Nancy introduced her husband who was in the back of the room selling her books and notions. She also answered questions from the members before having her class do a Show & Tell.

President Jackie had committees come forward. LaVonne Donetts thanked Nancy, told of up coming classes, next

month's speaker and reminded everyone that Christmas party tickets were for sale.

Pat Varner gave information on Josie Harper Hospice quilts and their 10th anniversary. She then told us that she was the Chairman of Quilt Nebraska in July of 2012 and ask that we sign up for committees and shared information about the things that they were planning.

Paige Bidne thanked members for the 18 blocks and fabric received for the Quilts of Valor project.

Susie Jarosz Co-Chair of the Quilt Show asked for members to sign up to help on committees.

Angie Reed of Helping Hands thanked members for quilts and fabric and reminded everyone to stop at the Library on Thurs-

days.

Kathy Havranek showed stocking made for the Stocking Challenge and two quilts for the Susan G Komen Foundation.

Elizabeth Kannedy had several Caring Friends Auction items to show and reminded members that they need to be turned in at the next meeting in November.

Deb Sass also asked that items be brought to the November meeting for the Mini Raffle and announced tickets would be for sale at the meeting Nov 11th.

Rojene Grigg had three sets of blocks to give out for Block Exchange and showed next months Christmas Tree Block.

President Jackie announced that tickets were for sale for the Opportunity Quilt and it had been displayed at the Wood

Cravers show with over two hundred tickets sold.

Carol Nish thanked Liz and Bev on a great job with the membership books and welcomed new members and guests and then gave out several door prizes.

There was no New Business. President Jackie asked how many members went to Des Moines Quilt Show. She told members that the AQS would be in Des Moines the next two years. While members lined up for Show and Tell, she asked that they tell what they had learned while they made this project. The meeting was adjourned at 8:30 PM.

Submitted by Linda Hermes

## Treasurer's Report

Account name	2007-08	2007-08	2008-2009	2008-2009
	BUDGET	YTD	BUDGET	YTD
<b>Income</b>				
Board Income	\$ -	\$ -	\$ -	\$ -
Fall Retreat Income	\$ 12,000.00	\$ 12,435.00	\$ 12,000.00	\$ 15,707.50
Fundraising Quilt Income	\$ 5,000.00	\$ 2,955.00	\$ 5,000.00	\$ 496.00
Gifts Received	\$ -	\$ -	\$ -	\$ -
Helping Hands Income	\$ 100.00	\$ 900.00	\$ 500.00	\$ -
Intrest Income	\$ 2,000.00	\$ 1,650.79	\$ 1,700.00	\$ 1,271.96
Membership Income	\$ 9,000.00	\$ 8,670.00	\$ 9,000.00	\$ 7,872.50
Programs Income	\$ 8,850.00	\$ 10,507.00	\$ 10,000.00	\$ 4,250.00
Quilt Show Income	\$ 15,000.00	\$ 14,582.00	\$ 15,000.00	\$ 189.00
Ways & Means Income	\$ -	\$ -	\$ -	\$ -
Bus Tour Income FY06-FY08	\$ 1,500.00	\$ 1,305.00	\$ 1,500.00	\$ -
<b>Total Income</b>	<b>\$ 53,450.00</b>	<b>\$ 53,004.79</b>	<b>\$ 54,700.00</b>	<b>\$ 29,786.96</b>
<b>Expenses</b>				
Block Exchange	\$ 20.00	\$ 34.63	\$ 100.00	\$ 65.28
Board Expense	\$ 600.00	\$ 363.76	\$ 400.00	\$ 276.80
Capital Expense	\$ 1,500.00	\$ 120.27	\$ 1,500.00	\$ -
Education Expenses	\$ 100.00	\$ -	\$ 100.00	\$ -
Fall Retreat Expenses	\$ 12,000.00	\$ 12,307.78	\$ 12,000.00	\$ 2,880.12
Fixed Expenses	\$ 7,000.00	\$ 5,203.00	\$ 6,000.00	\$ 2,152.00
Fundraising Quilt Expenses	\$ 300.00	\$ 793.38	\$ 500.00	\$ 457.11
Gifts/Donations	\$ -	\$ 2,299.00	\$ -	\$ -
Helping Hands Expenses	\$ 350.00	\$ 1,291.61	\$ 500.00	\$ 310.67
Historian Expenses	\$ 200.00	\$ 193.64	\$ 400.00	\$ -
Library Expenses	\$ 250.00	\$ 223.69	\$ 250.00	\$ -
Membership Expenses	\$ 1,000.00	\$ 1,071.18	\$ 1,000.00	\$ 988.68
Newsletter Expenses	\$ 3,000.00	\$ 1,999.98	\$ 2,500.00	\$ 637.28
Programs Expenses	\$ 15,000.00	\$ 20,413.94	\$ 16,520.00	\$ 4,266.28
Quilt Show Expenses	\$ 10,200.00	\$ 7,943.22	\$ 11,000.00	\$ 115.71
Rising Stars Expenses	\$ 20.00	\$ 9.93	\$ 20.00	\$ -
Small Groups/New Members Expenses	\$ 35.00	\$ -	\$ 35.00	\$ -
State Fair Expenses	\$ 75.00	\$ 75.00	\$ 75.00	\$ -
Ways & Means Expenses	\$ -	\$ -	\$ -	\$ -
Web Site Expenses	\$ 300.00	\$ 300.00	\$ 300.00	\$ 300.00
Bus Tour Expenses FY06-FY08	\$ 1,500.00	\$ 1,570.00	\$ 1,500.00	\$ -
	\$ -	\$ -	\$ -	\$ -
<b>Total Expenses</b>	<b>\$ 53,450.00</b>	<b>\$ 56,214.01</b>	<b>\$ 54,700.00</b>	<b>\$ 12,449.93</b>
<b>Balance</b>	<b>\$ -</b>	<b>\$ (3,209.22)</b>	<b>\$ -</b>	<b>\$ 17,337.03</b>

## Quilt Nebraska (QNE) 2012 Comes to LaVista, Nebraska

The Nebraska State Quilt Guild (NSQG) annual convention and meeting will take place at the Embassy Suites Hotel and Convention Center in La Vista, Nebraska July 26-29, 2012. This is not a guild-sponsored event, however, it takes the members of the NSQG to volunteer their time to organize and conduct such an endeavor as a convention. The convention includes classes and lectures from national and state-wide teachers along with a large vendor's mall, quilt exhibits, theme banquets and most impor-

tant, fellowship and fun among quilters from not only Nebraska but as far away as Vermont to California. You must be a member of NSQG in order to attend the annual conventions. There is a link to the state guild on the home page of our guild's website. Membership is \$20/year and the convention is held at different cities throughout Nebraska. For example, QNE 2009 will be held at the Cornhusker Hotel in Lincoln July 23-26, 2009.

I have taken on the job as chairperson for QNE 2012 and am

looking for people who would like to volunteer to chair different committees or just to help. I am also looking, in particular, for two assistants. At the time of this writing, I have already toured the Embassy Suites Hotel and Convention Center and met the convention staff. This facility is "state of the art" and definitely has the "wow" factor. I realize that the convention is 4 years in the future, but it does take time to book the teachers, exhibits and vendors, develop the theme, publicity, etc. Every time we

have taken on a convention, it has been memorable and I call upon those of you who I have served with previously on such committees to make this QNE 2012 the best in the history of NSQG. If you like magic, surprises and a great quilting weekend, this event is for you. Watch the guild's YAHOO Online Forum for ongoing information of meetings and updates. If you have questions, feel free to contact me.

Pat Varner

## Camp Wannamakeablankie 2008

Friday afternoon, October 24, ninety-five members of the guild descended on the Swanson Center at Camp Carol Joy Holling, near Ashland, Nebraska, for the third annual Camp Wannamakeablankie.

The campers arrived with

enough fabrics, notions, sewing machines, and ideas to stock a small quilt shop. All four meeting rooms at the center were filled as the fun began. It was a great weekend to renew old friendships and to meet and make new friends and share

ideas as everyone worked on their own individual projects. Roberta Willet has added photos from the weekend fun to the OQG web page.

The dates for 2009 have been set, so mark your calendars for October 23, 24, and 25. Dee

Acklie and LeAnne Killion will be the new camp directors. Registrations forms will be available next spring in the OQG newsletter and on the web page.

Carol McCann

## Helping Hands

Helping Hands would like to extend a big "Thank You" to the following quilters for their donations:

Lisa A Spereman, Joan Workman, Carece Harstad, Lorraine Carter, Janet Koch, Judy Unrein (Contrary Quilters), Ginny Breselte, and Becky Triplett, JoAnn Wer and her 9 year old granddaughter, Becky Draper, Connie Sorensen, Mary Cave,

and Sandra Pihlgren

### Current projects:

From Accucut-Take a bag containing 80 pre-cut blocks to make a quilt 8 blocks x 10.

We also have bags that contain different appliqué shapes. The can be sewn to the center of a block.

We had a donation of very nice beads. Stop by to pick some up

to make a Crazy Quilt for the Auction.

Crazy Quilt and Strip tubs - stop by and pick up a bag or two to take home with you. Bring the square(s) back to the next meeting.

Rainbow Contest - stop by pick 4 colors of paint chips to be used as the colors for a quilt. The four colors can be solid fabrics or prints. The Quilts can

be any size. You can turn in a top or completed quilt. Bring the finished top or quilt to the May 2009 meeting.

When you turn in a quilt, if you want your quilt to go to a current organization please attach a note with the name of the organization.

Angie Reed  
Helping Hands Chair

### 2008-09 OQG Workshop Registration Form

Please register on line using the form on the OQG website. Send your Check (payable to OQG) to LaVonne Dunetts, 206 S. 95th St, Omaha, NE 68114

Name \_\_\_\_\_

Address \_\_\_\_\_

City, State, zip \_\_\_\_\_

Daytime Phone Number \_\_\_\_\_

Email Address \_\_\_\_\_

Please sign me up for:

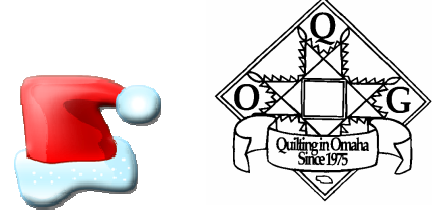
- Ruth Powers "Intro to Picture Piecing" Saturday Nov 8th 9am to 4pm **Cost:** Members \$40, Non-members \$45
- Ruth Powers "Easy Design Play" Sunday Nov 9th noon to 6:30pm **Cost:** Members \$40, Non-members \$45
- Alice Cruz "Low water immersion single color gradation" Saturday Jan 10th 9am to 4pm **Cost:** Members \$45 & \$20 material fee. **Location:** College of St. Mary's Walsh Hall, room 9
- Alice Cruz "Direct Application Dyeing" Saturday Jan 17th Jan 10th 9am to 4pm **Cost:** Members \$45 & \$20 material fee. **Location:** College of St. Mary's Walsh Hall, room 9

**Locations (unless otherwise noted):** Country Inn and Suites, 11818 Miami St, Omaha, NE

**Supply lists are available on the OQG website or by contacting LaVonne at 399-8299 or ldunetts@cox.net**

**If you need to cancel your attendance at the class, we require seven days notice for a refund.**

December 2008



# The Official Publication of the Omaha Quilters' Guild

**Next Newsletter  
Deadline:**

December 16, 2008

Next OQG meeting: Tuesday, December 9th at 7 pm.

Email Elizabeth Kannedy at oqgnewsletter@yahoo.com or mail to: 13308 South 33rd Street, Bellevue, NE 68123-2369

## INSIDE THIS ISSUE

Block Exchange	2
Children's Emergency Fund	2
What to put in a Angel Bag	2
Caring Friends Auction	3
Santa Workshop	3
Helping Hands	
Challenge Entry Form	4
January Workshops	5
Quilt Show News	5
New Collection at IQSC	5
Mittens Request	6
Board Meeting Minutes	6
OQG Meeting Minutes	6
Rising Stars	7
Meeting Minutes continued	7
Officers & Chairmen	7
Workshop Registration	7

**OQG Board Meeting  
December 2, 2008  
7 pm  
Lutheran Church  
of the Master**

## December Holiday Party



The Dec. 9, 2008 holiday party and Emergency Children's

Fund benefit will be at the German American Society, 3717 S. 120<sup>th</sup> Street. The facility is south of Center Street and north of L Street. Look for the overhead railroad viaduct; this is just to the south of the property. Check the OQG website for a map.

There are 335 parking

spots. Shortage of parking, last year, was caused by excess snow. This should not be a problem, this year. Most of the parking is to the north of the building and is in 3 separate lots. Please do not arrive before 5:30 pm unless you are on a set-up committee! The bar won't be open yet, anyway. The committees need time for setting up.

The menu for dinner will be fried chicken, roasted pork loin, roasted red potatoes,

green beans almandine, salad, rolls, assorted desserts and coffee. Additional beverages are available for purchase at the bar. There are still a few tickets available from LaVonne Dunetts, 399-8299, for \$12 each. You must have a ticket purchased before Dec. 1. **There will be no ticket sales at the door.**

Tickets will be collected at the buffet line, not at the door. Please be sure you have your ticket with you.

## President's Notes

It's that time again! The holidays come only once a year but they sure seem to come faster. I think we are on hyper speed as we go through the years, unlike when we were children waiting to get off school for the holidays (that time went really slow).

I would like to say that I am proud of the committees that have prepared for the holiday guild get together. They have done a superior job at communicating their needs to the members of the

guild.

We are going to have a super party on December 9<sup>th</sup>. The stockings are plentiful, the auction items have multiplied and the mini raffle is gigantic!

I can't think of a better way to end the 2008 year than knowing how generous our guild is in providing for others. This year has been especially challenging for many as gas prices soared, stock prices fell and some of our peers have lost their jobs but yet, as a guild, we

are still overflowing with generosity.

I want to wish every one of you a safe, healthy, joyous Holiday! See you at the January meeting with your sewing machines, irons, cutting tools ready to produce a record number of charity quilts for the 2009 year!

Jackie Heyne





## Block Exchange

It has been such an interesting year with all the neat blocks you have turned in.

You are all such creative people.

The puzzle block we gave out at the November meet-

ing will be coming back in February 2009 Looking forward to seeing these.

Happy Holidays to all and look forward to seeing you at December Party!!

## Children's Emergency Fund



Santa's new sleigh is slated for delivery just in time for our Big

Event at the German American Society building. It should be a wonderful evening! You need to reserve a spot and pre-pay for your ticket by December 1st. Contact LaVonne Dunetts to purchase a ticket.

There will be many familiar activities such as the Stocking Challenge, the Caring Friends Auction, the Angel Bag Troup, and the popular Santa's Workshop.

**Calling all Santa's Helpers:** As usual, we need many helpers to make this event happen, so please plan

to come at 3:30 to help with set up. We also will want help to pack up and load up, as well as several vans to transport the elfin loot to Child Protective Services the next day (13<sup>th</sup> & Farnam). The van needs to be in a garage or in a secure location overnight—not on the street nor in a driveway.



**Stocking Store:** We set up a "store" for the caseworkers, who come in and select stockings and Angel bags for the kids. So, we need help on Wednesday morning to set up the Stocking Store and help in the Stocking Store from 1—4 on both

Wednesday and Thursday afternoons

**Angel Bag Project:** One of the MAJOR benefits for the kids is our Angel Bag Project. The bags picked up at the November meeting should be brought to the December meeting with new, unwrapped age-appropriate gifts. See the below article for gift suggestions.

**Caring Friends Auction:** We also will auction many stunning treasures made by our talented members at the meeting from the Caring Friends Project. The theme this year is "Mittens". Contact Elizabeth Kannedy if you have any questions.

**Santa's Workshop:** This feature of our fund-raiser is

always extremely popular. The members make and donate a huge number and variety of wonderful items. It will be an evening of fun friendship and merriment, so come and enjoy a most special event that helps area children who are victims of abuse, neglect and/or abandonment.

Heaven forbid we would have bad weather and have to cancel, but if we do, you would drop off your angel bags and any donations to the area shops listed on the Stocking Challenge form. Listen to KFAB if weather threatens or check the OQG digest or website.



## What to put in an Angel Bag....



ber meeting.

**Remember,** these children are taken from their homes with little to nothing many times—not even a toothbrush. So, anything from personal grooming

items to something your own kids might like is appropriate for an Angel Bag.

Here are some items to consider: unisex clothing such as sweatshirts/sweatpants, socks, outerwear including hats, gloves, mufflers (no team logos allowed) fleece throws, lap quilts, age appropriate games, toys, puzzles, candy, inexpensive watches, costume jewelry, makeup kits, artist supplies or craft kits, small boom

box, radio or "walkman", duffle bag or backpack, shoes or slippers, batteries, stamps, stationery, journals, diaries, alarm clocks, calculators, hand-held games, disposable cameras, sports balls and/or workout equipment, books, CD's or videos, phone cards and of course gift cards. Gift cards can be from the major chain discounts like Walmart, Target, and Shopko or from specialty stores such as Pay-

less Shoes, Best Buy or a major book-seller. Write the denomination of the gift card on it and hand it to one of the adults at the Angel Bag table at the party. Please do not put gift cards in one of the Angel Bags.

Hope this helps and thanks for the things you get for the kids and the time and effort you take to make this a special holiday for a child in special circumstances!



## Caring Friends Auction

Every year since joining the guild I have been overwhelmed by the generosity and talent of the membership and this year is not an exception.

The auction pieces are still coming in. They vary quite a bit starting with a bottle of wine and bottle stoppers in a snowman bag, to a vest, wall hangings, and quilts from lap size all the way up to bed sized.

Each piece is unique in its

own way. Several of the quilts are three dimensional. There is a mitten tree with a crochet hat on top, a bed sized flannel quilt embellished with beads, buttons and embroidery and a quilt with chenille snowflakes and fringe on a snowman's scarf. One of the quilts won a blue ribbon at the Douglas County Fair!

The auction pieces will be displayed at the front of the dining room until the auc-

tion starts.

The live auction will take place after the Stocking Challenge money is counted. Bid numbers will be available at the front of the room.

The bid number table will be used to pay for and pickup the auction items after the auction is finished.

Contact Elizabeth Kannedy at [eakannedy@dmsi.com](mailto:eakannedy@dmsi.com) or 330-6620 ext 143 (daytime) if you have any questions or

if you have an auction piece to turn in.

Thanks for your support!  
See you at the Party.



## Santa Workshop



The Santa's Workshop staff have been busy getting your donations ready for the Holiday Party.

Raffle tickets will be for sale during the December meetings. The tickets are still 3 for \$1.00. So be sure to stop by and buy your tickets. As

always, be sure to put your name and phone number on the tickets so we can be sure to get your prize to you. Donated items will on display during the December Holiday party, allowing you to put tickets into the bags for the items you would like to win.


We've received some "gotta have" books, quilt kits, and so much more. If you don't think you can wait to see the

goodies until the December meeting, check out the OQG website for a sneak peek of a few of the items.

Please remember that we do this for the children. Your generosity is appreciated by the children, the foster parents, and all the people who have worked so hard to coordinate this effort. I guess what I'm trying to say is that this is a fun and easy way to make a difference. Thank

you in advance, for all you do to make the annual fund raiser a huge success. If you have any questions, please do not hesitate to contact me.

Deb Sass, 896-9143 or  
[nuthinbutsass@hotmail.com](mailto:nuthinbutsass@hotmail.com)



## Helping Hands

The weather is getting colder so the need for quilts in the Omaha area is increasing. If each member of the guild made a charity quilt, a lot of people would be kept warm this winter. The following organizations were given quilts: Asera Care, Yes-Youth Emergency Services, The Maternity Group Home, Youth Street Outreach, Transitional Living Program, Children's Hospital, Cares, College of St Mary's - Mothers Living

and Learning, and Montclair Nursing and Rehab.

Meals on Wheels is in need of place mats. If you have extras please bring them to a meeting or drop them off at Millard Library on Thursdays or the 2nd Saturday of this month.

We'd like to extend a big Thank You! to the members for taking home a kit (or two), sewing on binding, turning in a quilt (or two)

and for donating fabric/thread/batting.

Helping Hands is moving to the 2nd Tuesday of each month at Millard Library starting in January 2009. We will not be gathering in the evening during the Guild meeting. We will continue to meet the 2nd Saturday of each month at the Millard Library from 10 am to 3 pm. Bring your sewing machine and snack and join us!

January is the Helping

Hands Sew In. More details will be in the January newsletter.

Don't forget about the Rainbow contest: Stop by and pick out four paint chips. Your quilt needs to include the four colors. Finished quilts will be turned in at the May meeting.

Have a nice Holiday.

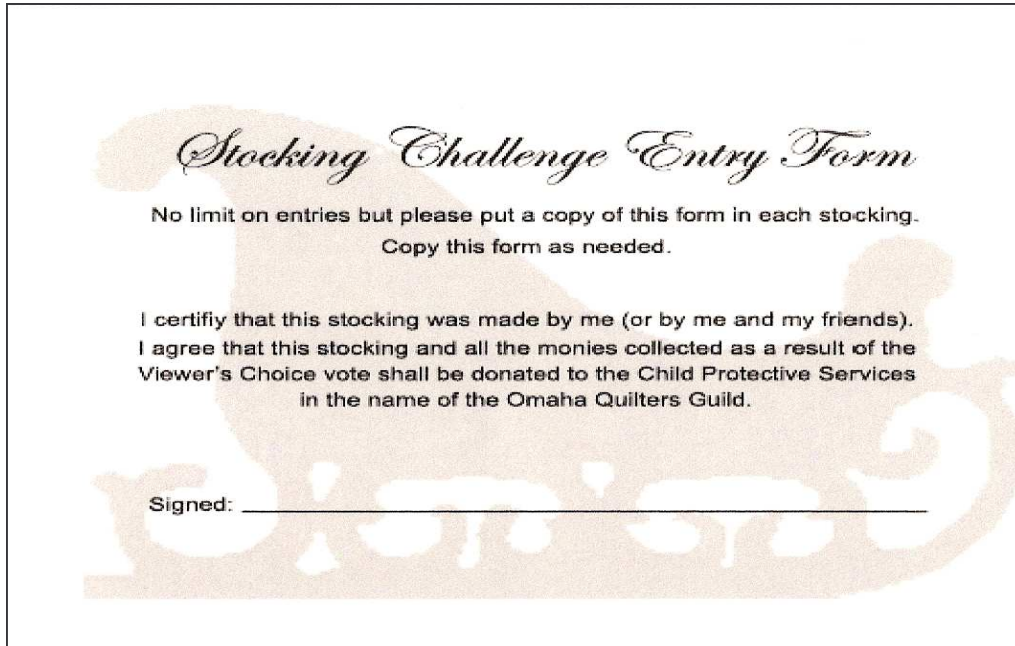
Helping Hands Chairperson,  
Angie Reed

## Stocking Challenge Entry Form

**Stocking drop-off will be the week of Dec. 1-6**, during regular business hours at the Log Cabin, either of the two Country Samplers and/or at Kanesville in Council Bluffs.

Please put one entry form in each stocking, since we use these for a door prize drawing and to get feedback on the child who received your stocking. The entry forms are also available on the OQG website.

This event is fund-raiser that benefits kids in protective custody at holiday-time, and one of the ways we raise money is to vote on the stockings for Viewers' Choice Awards. The stockings raising the most money will be honored. So don't forget to bring voting money to the event!

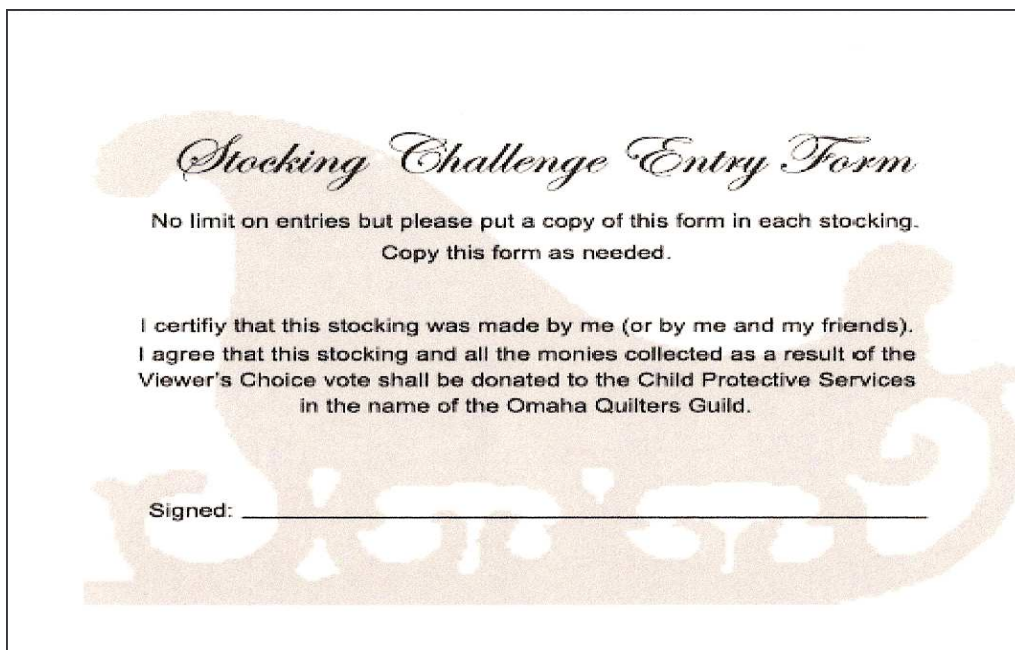


*Stocking Challenge Entry Form*

No limit on entries but please put a copy of this form in each stocking.  
Copy this form as needed.

I certify that this stocking was made by me (or by me and my friends).  
I agree that this stocking and all the monies collected as a result of the  
Viewer's Choice vote shall be donated to the Child Protective Services  
in the name of the Omaha Quilters Guild.

Signed: \_\_\_\_\_



*Stocking Challenge Entry Form*

No limit on entries but please put a copy of this form in each stocking.  
Copy this form as needed.

I certify that this stocking was made by me (or by me and my friends).  
I agree that this stocking and all the monies collected as a result of the  
Viewer's Choice vote shall be donated to the Child Protective Services  
in the name of the Omaha Quilters Guild.

Signed: \_\_\_\_\_

## January Workshops

Alice Cruz will be presenting 2 workshops in January. On Sat., Jan. 10th she will teach low water immersion, single color gradation fabric dyeing. Students will dye three, 6-shade, single-color gradations, one each of fuchsia, blue and yellow. Each color will use a different technique for the gradation, giving the student three

options for later use in dyeing on their own. This is a 6-hour workshop, with NO playtime.

On Jan. 17th she will teach direct dye application. This technique uses little or no water, on fabric treated with reactant. If you have taken a previous class from Alice, this class will show you a

completely new way to dye fabric. Alice's website, [www.dellajane.com](http://www.dellajane.com) has supply lists and further information.

The cost of each class is \$45 to the guild, with an additional \$20 material fee, paid in class. Both classes will be held from 9 am to 4 pm at College of St. Mary, Walsh

Hall Room 9, located in the east wing of Walsh Hall and on the southeast corner of the building.

See the OQG website for on-line registration or use the newsletter form. These classes are open to members only, and you may take either, but not both of the classes.


## New Quilt Show Category

Bags, purses and totes are very popular right now and the possibilities are endless so as a non-judged category in the quilt show there will be the President's Category

"Beautiful Bags, Pretty Purses and Terrific Totes". Think how much fun you can have showing off that special tote or purse you made.

All the details will be in next month's newsletter.

Jackie Heyne



## Quilt Center Receives new Collection

The International Quilt Study Center & Museum at the University of Nebraska-Lincoln has been honored with the gift of 275 quilts with an estimated value of more than 1.2 million dollars from the estate of collectors Sara Rhodes Dillow and Byron Dillow, M.D. of Fremont, Nebraska. The gift, jointly announced by museum director Patricia Crews and University of Nebraska Foundation president Clarence Castner, is the second largest gift of quilts to the center, following only that of the first quilt collection gift from Robert and Ardis James to help start the IQSC.

The Dillows also provided major support toward the quilt center's capital campaign and established an endowed fund through the NU foundation for ongoing support of the center. In recognition of their generosity, the center's conservation room was named in their honor. "The Dillows have established a legacy of service to education in Nebraska and to

the international study and preservation of quilts and quilt making tradition," stated Crews. "The value of these quilts is immense, not only for their beauty and historic value, but for the endless research opportunities they will provide to our students."

Numerous quilts included in the gift are distinctive examples of early nineteenth century antique chintz, a particular area of Mrs. Dillow's interest. Several of these quilts will be showcased in the upcoming exhibition "Chintz Applique: From Imitation to Icon" which opened at the International Quilt Study Center & Museum on November 22. A May 1st, 2009 lecture by renowned author Rosemary Crill of Great Britain's Victoria and Albert museum is supported by the Byron M. and Sara Rhodes Dillow Excellence Fund.

Another strength of the Dillow Collection is in examples of eighteenth century French quilting with 20 pieces representing exquisite French white-

work quilting and whole cloth quilts made of fine French textiles. Many other quilts of note include Baltimore Album quilts and rare palampores. The Dillows also collected the works of contemporary studio quilters, including Michael James and Ruth McDowell.

The gift includes a Dillow family quilt considered by center curatorial staff as one of their finest examples of a Princess Feather pattern. "The remarkable generosity of this couple is underscored by this donation of a valuable family object to our study collection" said Carolyn Ducey, Curator of Collections at the center.

"We are extremely pleased to accept the gift of the Dillow's remarkable quilt collection, and once again recognize the critical support they provided over the years toward the success on the University's International Quilt Study Center program," Castner said.

Sara Rhodes Dillow, a recipient of the University of Ne-

braska's Outstanding Alumni Achievement Award, was internationally recognized as a quilter, collector, author, and leader in the area of quilt history and preservation. She was instrumental in the documentation of publicly held quilts in the state of Nebraska and was tireless in her commitment to the establishment and growth of the International Quilt Study Center. Among her many accomplishments, Dillow helped start the Nebraska State Quilt Guild and served as its first president.

Sara graduated in 1958 from Beatrice High School and the University of Nebraska in 1962 with a degree in home economics. Sara married Dr. Byron M. Dillow in 1962 and he enthusiastically participated in his wife's interest in quilts until his death on Sept. 12, 2002. Sara continued her passion for quilts and support of the mission of the International Quilt Study Center & Museum until her unexpected death February 8, 2008.



## Gitten' Mittens!



Since our theme for this year's Caring Friends Auction is "Mittens", we are asking for donations of mittens or gloves for kids, infants to 18 years old.

This year, we would like very much to be able to put a new

pair with each stocking that goes out to the kids at Child Protective Services.

There will be a container for your donations at the December Holiday Party if you'd like to participate. As always, this is

strictly optional, but just think...if every member would donate just one pair, we would be able to warm about 800 little hands this winter season! Thanks so much for all you do.

Pat Sears

## OQG Board Meeting Minutes Tuesday, November 4, 2008

President Jackie Heyne opened the meeting at 7PM with eight members present. After a brief statement that the last speaker Nancy Kazlauckas did a great presentation, and some information on the upcoming Quilt Nebraska show, Jackie asked for committee reports.

President Elect Kathy Havranek asked about the OQG quilt show's equipment. There will be a charge to the vendors for the electricity in their booth. A discussion followed with Vice President/Programs LaVonne Dunetts explaining what happened at the first quilt show committee meeting and how

everyone was pulling together to cover all the bases to make this show our best yet. The committee would be touring the site the next day and President Jackie asked if LaVonne could follow up on some issues and possibly get a copy of the signed contract.

Next Properties Chair Andy Chakravarti is still looking for Holders and Folders, it would be nice if members would volunteer, but President Jackie said she would ask members if no one came forward. Librarian Barb Nunn reported their group worked to catalog books, cleaned out old ones, and added

100 books. Treasurer Joan Workman reminded President Jackie that a motion was never made for the budget approval and should be done at the next guild meeting. She also still has a gift certificate for the Presidential award and needs to know what is to be done with it. Member Book Liz Fleming reported that 35 people who paid extra were sent their books. Also, there are still books to be picked up at the membership table in November. Vice President/Program Chair LaVonne Dunetts is hosting Ruth Powers at her home. There are still openings in Ruth's classes. LaVonne talked

about the other classes for this year and that she is working on contacting speakers for the next years line up.

After a short discussion of the confusion caused by Rising Stars not having a designated area, the noise level with tables selling tickets etc, so close to each other and traffic delays for members, rearranging the committee seating was discussed. But everyone agreed getting the Guild meeting started and finished in a timely matter was appreciated and important. The Board adjourned at 7:35PM.

Submitted by Linda Hermes

## OQG General Meeting Minutes Tuesday, November 11, 2008

President Jackie Heyne asked members to take their seats at 7 PM. She talked about the Mini Raffle tables in the back and reminded everyone to purchase Christmas party tickets from LaVonne Dunetts. She then asked LaVonne to introduce the speaker.

Ruth Powers gave her "Dare to Be Different" presentation, while the Knot Yets group did the Holding and Folding. She also answered questions from the members before having her class do a Show & Tell.

President Jackie Heyne had committees come forward. LaVonne Dunetts Vice President/Programs reminded everyone that Christmas party tickets were for sale, spoke

about the coming classes and also reminded everyone about the Quilt Show Challenge quilt fabric and rules and then threw some bundles of fabric to the crowd as she left the podium. Sandy Pihlgren thanked members for the 48 blocks received for the Quilts of Valor project. Susie Jarosz Co-Chair of the Quilt Show said that Cindy Ericksen would be the Judging Coordinator. Connie Sorensen Co-Chair of the Quilt Show Volunteer Committee told members entering quilt items in the show that they needed to volunteer two hours for each item and that members could sign up to help on committees when they fill out their entries and that this can all be done On-Line through the Guild Web Page also. Angie Reed

Chairman of Helping Hands announced that the meeting day at the Millard Library would change to Tuesdays as of January 2009. She still has free embellishment and charity quilt kits at the table and asked that members please plan to attend the January meeting for the annual Sew-in that the need for quilts is great. Librarian Barb Nunn explained that the library carts weren't out, because they wanted to showcase the 100 Pat Auss books giving to the Guild. Elizabeth Kannedy had several Caring Friends Auction items to show and reminded members that they don't have to be quilts. Becky Draper filling in for Mini Raffle Deb Sass said they had 181 items for the raffle as of tonight, tickets are three for a

dollar and to be sure to put your name and phone number on the ticket. Children's Emergency Fund Pat Sears had two large bags of Stocks already, still has Angel bags for members to pickup and fill. She spoke of the Safe Haven situation this year in Omaha and also asked that members be generous this year with whatever they felt they could do. She needs help the 9<sup>th</sup> for setting up the stocking display, and other groups need help setting up the Auction items and mini raffle. As always the Angel bags will be sorted in boxes marked by age and will be ready as we enter the Christmas party. Pat is looking for volunteers to help with the stocking store where caseworkers will pick up Angel bag items and stockings.

## Rising Stars



Rising Stars will not meet in December as we have our Christmas party instead. But we will be back in January and our speaker is Becky Draper, who will be showing how to do the 4 patch posies block. If you've al-

ways wanted to try doing this block, here is your chance to see it being done and not have to pay a class fee for the demonstration.

Also sometime in late January or early February Rising Stars will be putting on a mini retreat. I'll let you know about the exact date

when it gets a little closer to the time for the retreat. But to tantalize you, we will be showing different quilt as you go techniques. So if you always wanted to do your own quilting, but didn't want to try and shove that big quilt thru that little sewing machine throat plate

area, or spend big bucks to buy a long arm or mid arm quilter, you will have an opportunity to do some different techniques and hopefully you can find something that works for you.

Becky Moyer with  
Rising Stars Committee

## OQG General Meeting Minutes continued:

Block Exchange Rojene Grigg had three sets of blocks to give out.

Carol Nish Membership Committee welcomed new members and guests. Then gave out several door prizes.

President Jackie Heyne asked if there was any New Business and a member asked if it would be possible to have a

membership representative available for latecomers. She understood that everyone wants to hear the speaker and maybe a table could be set-up in the room, so they could sign in and get a door prize ticket. Jackie will bring it to the Board at the next meeting.

She then asked Joan Workman to come forward and it

was asked that the Budget printed in the previous months newsletter be approved.

Then it was time for Show and Tell; Jackie asked that they share something about the experience of making the items.

Jackie closed the meeting at 9:05PM with a reminder that the Opportunity Quilt would

now be going on the road and if members had places it could be shown please contact Quilt Mom Cindy Sortman.

Submitted by Linda Hermes

### 2008-09 OQG Workshop Registration Form

Please register on line using the form on the OQG website. Send your Check (payable to OQG) to LaVonne Dunetts, 206 S. 95th St, Omaha, NE 68114

Name \_\_\_\_\_

Address \_\_\_\_\_

City, State, zip \_\_\_\_\_

Daytime Phone Number \_\_\_\_\_

Email Address \_\_\_\_\_

Please sign me up for:

\_\_\_ Alice Cruz "Low water immersion single color gradation" Saturday Jan 10th 9am to 4pm **Cost:** Members \$45 & \$20 material fee. **Location:** College of St. Mary's Walsh Hall, room 9

\_\_\_ Alice Cruz "Direct Application Dyeing" Saturday Jan 17th Jan 10th 9am to 4pm **Cost:** Members \$45 & \$20 material fee. **Location:** College of St. Mary's Walsh Hall, room 9

Supply lists are available on Alice's website, [www.dellajane.com](http://www.dellajane.com)

**.If you need to cancel your attendance at the class, we require seven days notice for a refund.**