

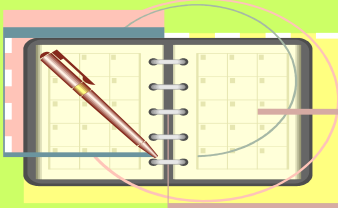


The official publication of the Omaha Quilters' Guild

MARCH 2013

Organized in 1975, the Omaha Quilters' Guild is dedicated to the appreciation of the art and the craft of quilt making through education and participation.

Calendar these dates:



Board Meeting Dates

- ◆ March 5, 2013 @ 7 PM
- ◆ April 2, 2013 @ 7 PM
- ◆ May 7, 2013 @ 7PM

General Meeting Dates

- ◆ **March 12, 2013 @ 7 PM**
- ◆ April 9, 2013 @ 7 PM
- ◆ May 14, 2013 @ 7 PM

CLASS DATES

- ◆ **March 16, 2013
Kandi's Class**

SPECIAL EVENTS

Visit the OQG website at
www.omahaquiltersguild.org

Quilt Show—June 2013



Kandi Paige Gallup will be giving a presentation at the March 12th meeting!

The Bee Creek Quilting Company came into being in the year 2000, largely by accident. The woman who started the company, Kandi Paige Gallup, fell into design work for the second time as a fluke - just like the first time.

The first time was in 1976 when she suddenly found herself a professional dressmaker at the age of 16. Sewing was in her blood from many generations back in both her mother and father's family history. She began at the age of 8 with just a needle and thread, attempting to make a skirt for her Penny Bright doll. A year or so later in the Girl Scouts, a wonderful woman, Mary Barnett Ramirez, would again put a needle and thread in her hands and, with great patience, teach a little chatty girl how to make even stitches. Later, in junior high and again in high school, she would be blessed with outstanding sewing and tailoring teachers who loved what they did and were generous with their time and talents. One of those teachers in particular, Mrs. Monte Thompson, was highly skilled and knowledgeable herself. It was during that year of high school when an English teacher tore a hem in her skirt, came into the sewing classroom to fix it and saw Kandi's work hanging on display. She called Kandi at home that evening and hired Kandi to

sew professionally for her. Kandi had her own business as a dressmaker and designer for the next 12 years.

In 1996, Kandi began to quilt. It was a hobby to amuse herself when she left her current career as a cosmetologist to stay at home with her children. After only one year of quilting, she would begin making her own designs, unable to find patterns on the market for exactly what she wanted.

The design work began with the stained glass banners you see on this website. Kandi, being a quilter, wanted a "quilt-y" type item to hang on the front door, one for each holiday season, to greet people. The first design was for Christmas: Joystar, with the Star of Bethlehem. A few months later, Hope for Easter. The other women in Kandi's mini-group saw the banners and wanted to know where they could get the pattern. Later at the guild she belonged to, other women were interested in the patterns, too. Then "Whoops?", the Bee Creek Quilting Company was born.

Bee Creek is a small creek that runs through farm land that has been in Kandi's family for over 100 years. Kandi's father and uncle were born on that land, and her aunt and uncle live there still. If you are ever on Interstate 29 between Kansas City and St. Joseph in Missouri, you'll cross Bee Creek twice.



We asked and You answered.

OQG President Corinne Mittag

Thank you!

We have been receiving wonderful responses to the survey. Thank you for taking the time to answer the questions. It is always helpful to gather insight from our membership.

We will be compiling the results and getting the information back to you soon. We have included the survey as part of this newsletter. If you haven't had an opportunity to answer and submit your response, please do so. We want to hear from you.


We have lots of information about the 2013 Quilt Show. Please get your entry form filled out and submitted. We want to know just how many wonderful pieces will be on display at our quilt show.

Time, talent and treasures will make the quilt show an outstanding event again this year.



Helping Hands

Chairperson Angie Reed



Millard Library 13214 Westwood Lane
Omaha [402-444-4848](tel:402-444-4848)

March 5 and 26, 2013 noon till 5 pm

Waterford at Mircale Hills As Assisted Living
Community 11909 Miracle Hills Drive
[402-431-0011](tel:402-431-0011)

March 19, 2013 noon to 4 pm

March 12, 2013—no
Helping Hands meeting.


Come join us at monthly
Omaha Quilters Guild meeting.

Chairperson
Helping Hands
Angie Reed
[402-651-6593](tel:402-651-6593)

Looking for a greenery donation ...

Cheri Vossberg's committee is creating some decorations for the Quilt Show in June. We are in need of silk plant greenery. If you have greenery you are no longer using the committee could use your help. please contact Cheri Vossberg off line at clvossberg@mccneb.edu or Dee Acklie at dee@acklie.net. We need silk plants in good repair and a variety of sizes and shades of green.

Dee Acklie



Message from a Member

My Guild

I saw a quote not too long ago that caught my attention:

There's a difference between interest and commitment. When you're interested in doing something, you do it only when it's convenient. When you're committed to something, you accept no excuses; only results.

-- Kenneth Blanchard
(author "One Minute Manager"
et.al.)

My first thought was 'Hmmm, that's why I don't exercise like I'm supposed to!' I'm interested in staying fit, but I'm not really committed to carving out 30 minutes a day to walking and lifting weights.' Now it's possible that my first thought after reading this quote was 'exercise' because there was a runner in the picture next to the quote; and also because in the back of my head I'm always telling myself, 'Get off your tush and go walk! One foot in front of the other, how hard can it be?! Do it! Do it!' But I hardly ever listen to me...okay, not true. I listen to me when me says, 'Go eat chocolate.' Now I know why, because I'm interested in being fit, but I'm committed to chocolate! Since I'd been to a guild meeting about the time this quote crossed my desk, my second thought was where does my quilt guild fit? (Go ahead; read it again, it's very profound!) Interest or commitment?

Do I make time or do I only do it when it's convenient?

I have as many excuses as the next person for not committing to leading a guild committee. I work full time and travel one or two weeks a month for work, I have six grandchildren under the age of 10, and I have a man in my life. I'm committed to all, but I LOVE quilts! I LOVE quilting! Since I joined in 1994 I have made more friends than I can count, heard inspiring speakers, been a part of phenomenal quilt shows, been coerced and prodded into challenging projects (thank you my beloved Material Girls!), and I can't imagine life without this steady flow of inspiration and encouragement. Am I committed to my quilt guild? Why yes, I said to me. I show up every second Tuesday to the guild meeting (when I'm in town), I buy raffle tickets, I take 3 days off to help at the quilt show, some years I even have a quilt in the show, and if someone needs a hand with something, I'll do my best to pitch in.

But the more I thought about it the more I realized, that's not enough and I'm not nearly as involved as I was when I first joined. Every Tuesday guild night Joan Schoof and I were the holders for each speaker. We did that for like six years straight! I did Block Exchange with another guild member. I did a lot more for my guild back then. I understand

what happened, life happened. I got sidetracked with events in my life, but I never quite got back on track. In the email survey that the board sent out about what I want from/for my guild, it had a question that caught me off guard: 'How many hours a month are you able to contribute?' Hours? A month? I never thought of it that way! I know showing up for guild meetings is supportive, but could I actually carve out, commit, time each month dedicated to a guild activity? Why yes, yes I can!

Almost every committee chair works well with a co-chair and Quilt Show has a number of things that need to be done long before Quilt Show 2013 is brought to life. One very important thing I've learned about the members of this guild is that if you want to do something, but you're not sure what you're doing, there will be someone there to help or provide a little guidance on how to do it. So, take a look at the committees and chat with the people working it this year to see if it's something you'd like to lead or help with next year. Ask how much time it takes them to do the job. Chat with Jan Fry, see what she still needs for Quilt Show 2013, whatever your interest, grab a buddy, get off your tush. Do it! Do it! Commit to your guild!


Windy Benigno
Member since 1994



Challenge

The challenge quilt will tell the story of "My life in 3 Words"

Challenge Chairperson Yvonne Wilson



Come one, come all and get the charm squares for the Fairy Tales, Folklore and Fables! The charm squares are now available for purchase at the meeting or just simply get in touch with Yvonne Wilson. The envelope cost is \$1.00.

Here are the requirements for this special challenge:

- ▶ It must be no smaller than 12"x12", no bigger than 20"x20"
- ▶ It must include at least 1 two inch pinwheel
- ▶ And you must use a polka dot, stripe and check
(plaid is interchangeable for check)
- ▶ It must include pieces of the fabric that you purchase from the challenge committee for this challenge.

Please remember to either take a picture of the charm square fabric or include a piece of the fabric on the back of the quilt or entry form at the Quilt Show.

Go ahead! Add your own imagination, love and creativity.

Since we are in the presence of creative quilters in our Guild we offer another challenge:

My Three Words in Fabric

You've watched them on Good Morning, America. I'm sure you've cried and laughed along with us. Now here is your chance to tell us your three words and do it in fabric. What three words can create a look at your life, hopes, thoughts and dreams?

What three words can sum up the best and brightest moment of your life, the funniest moment of your life or the best life has to offer to you.?

How far does your imagination and heart stretch in order to express what is inside of you?

Do you know a member who has experienced an illness or suffered a loss; please send an email to Connie at csecretary@omahaquiltersguild.org and let her know.

This challenge must meet these requirements:

- ▶ Your piece must be no smaller than 12"x12" and no larger than 36"x36"
- ▶ Please use three words that catch the essence of what you are trying to convey as your message.
- ▶ The letters should be no smaller than 1". Let the size of the quilt be your guide for the largest.
- ▶ Use any mixed media technique as long as it includes fabric.
- ▶ You are encouraged to add embellishments and try techniques that you haven't tried before.


Make sure that there is a way to hang the quilt up at the show.



Quilt Show Categories

- | | | |
|--|--|---|
| <input type="checkbox"/> Best of Show | <input type="checkbox"/> Bed Quilt, pieced | <input type="checkbox"/> Clothing |
| <input type="checkbox"/> Best Hand Quilting | <input type="checkbox"/> Bed Quilt, mixed technique | <input type="checkbox"/> Professionally hand quilted/bed |
| <input type="checkbox"/> Best Machine Quilting/Large | <input type="checkbox"/> Wallhanging, hand quilted | <input type="checkbox"/> Professional machined quilted/bed |
| <input type="checkbox"/> Best Machine Quilting/Small | <input type="checkbox"/> Wallhanging, pieced | <input type="checkbox"/> Professionally machined quilted kit or BOM |
| <input type="checkbox"/> Best Use of Color | <input type="checkbox"/> Wallhanging, applique | <input type="checkbox"/> Professionally hand quilted kit or BOM |
| <input type="checkbox"/> Visual Impact | <input type="checkbox"/> Wallhanging, mixed technique | <input type="checkbox"/> Group Quilt |
| <input type="checkbox"/> Judge's Choice | <input type="checkbox"/> Wallhanging, kit or BOM | <input type="checkbox"/> Other |
| <input type="checkbox"/> Best Holiday | <input type="checkbox"/> Wallhanging, professionally machine quilted | <input type="checkbox"/> Challenge Piece |
| <input type="checkbox"/> Best Scrap | <input type="checkbox"/> Innovative Art | |
| <input type="checkbox"/> Best First Quilt Entry | <input type="checkbox"/> Crib/Baby Quilt | |
| <input type="checkbox"/> Bed Quilt, hand quilted | <input type="checkbox"/> Miniature | |

Are your quilt entries ready to submit?



**OMAHA QUILTERS' GUILD
BOARD MEETING
February 5, 2013
Lutheran Church of the Master
Board Meeting Minutes**

President Corinne Mittag opened the meeting at 7:04 pm. Attendees: Linda Holman, Jan Fry, Carla Toczek, Corinne Mittag, Roberta Willet, Denise Shroyer, Andrea Chakravarti, Elaine Seier, Brenda Reid, Judy Sellers, Cheri Vossberg, and Denise O'Toole.

OFFICERS REPORTS:

President Elect: Carla Toczek is working on filing next years board positions, including: Newsletter, Vice President of Programs, President Elect, and Quilt Show Chairman.

Treasurer: Denise Shroyer requests that fees for classes be paid upfront at time of reservations made.

Programs: Judy Sellers reported that only 3 people have signed up for Mindy Smith's class on thread play and free motion quilting, for the Wednesday following the guild meeting. Discussion was held to open up the class to non members, and publicity will go out on face book and the digest. In May, Mary Scott will lecture on Bold Over Batiks, and present how they were processed. Product samples were shown, and will be for sale then. Her costs of lodging and travel will be split with Sioux City's guild, since she will go there following Omaha. Other area guilds will be contacted about sharing Mary Scott's presentation. Also, Judy indicated that she would stay on as Vice President of Programs for next year, and looks forward to a second vice president to assist.

COMMITTEE REPORTS:

Spring Fling: Denise O'Toole reported that there are 35 reservations, including two in question since haven't returned their reservations with payment. The price is \$125, same as last year. Check in on Friday and check out on Sunday afternoon.

Camp Wannamakablankie: Cheri Vossberg reported that the 2014 contract has been signed, with a \$2 increase. The retreat will be October 18-20 in 2013, and

October 17-19 in 2014. The minimum number of reservations would be for 45 attendees, and need to be in by August 1st. Room rates are as follows: 1 person \$276, 2 people \$218, 3 people \$192, 4 people \$170, and 5 people \$148.

Holiday Party: Andrea Chakravarti reported that angel bag items of crocheted hats and hiking items were well accepted. Also the new location at Project Harmony, for the stocking store, went very well. Also the amount of donations we collected was up from the holiday party in December 2011.

Quilt Mom: Angie Reed, not present, but it was reported that the quilt was at the Quilt Studio, and was moving to the West Center location of Country Sampler.

Properties: Andrea Chakravarti will have ready for Mindy Smith, the speaker, two tables upfront and a cart on hand. She will supply her own projector.

Newsletter: Elaine Seier reported that quotes have been obtained from prospective printers to take over where Sir Speedy left off. Currently, she is working with a printer, who is a personal friend and plans to continue thru June. The deadline for articles to be published in the March newsletter is February 15th.

Membership: Brenda Reid reported that two new members have been added to the total number of 265 members. She will mail out some directories to those who have requested them.

Quilt Show: Jan Fry reported that one third of the contracts for vendors spaces have been committed for. Publicity has been set up for the Nebraska Country Register. Beverly Fine has been chosen as the judge. A location for judging and quilt turn in is still being determined: Cindy Erickson is looking into this. **Dates to remember are as follows:**

April 9 is the deadline for quilt entry registration forms

June 7 thru 12 is quilt drop off time

June 17-18 the quilts will be judged

June 20 the quilt show will open

Webmaster: Roberta Willet reported she is

needing the graphics for Block Exchange. The quilt entry form for the show is almost completed, and will go into the data base.

OLD BUSINESS:

Brenda Reid has committed to taking on the webmaster position from Roberta for next year.

The Community Connections chairman position is still open.

At the guild meeting, the small group Gone to Pieces will serve as the welcoming ambassadors.

Jan Fry is questioning if posters are needed or not to advertise the show; and quotes from local printers are being looked into. It was mentioned that the bookmarks are going over well at 11 local shops.

A second Vice President of Programs is needed to assist Judy Sellers; and Carla Toczek is inquiring.

A decision was made to not continue researching on a scholarship or grant for the purpose of restoring the guild's achieves.

NEW BUSINESS:

The Nebraska State Guild has inquired if they can show and sell tickets for their quilt at the April guild meeting, and at the show. Decision was made that they can show their quilt, but not sell tickets at the April meeting.

Accuquilt wants to inform the members that they can make a block at their location to go towards a Make a Quilt Campaign to support a worthy cause.

Nellie from Shakespeare on the Green will speak at the guild meeting requesting assistance for their upcoming season quilts.

President, Corinne Mittag emailed to the board an assembled draft of a survey for presenting to the guild members. It was reviewed and discussed. It was mentioned about the importance of the revenue from the raffle quilt and show, to apply towards costs of national, regional, and local speakers. The board feels as though the members need to be educated on this

Minutes continued...

matter. The reason for doing the survey, is because the board wants to meet the members interest and needs. Corinne will revise the survey to make easy for the guild members responses. It will be published by hard copy and on line. Also, the members will be informed in March of the results.

A motions was made and seconded to adjourn the meting at 8:37 pm

Next board meeting will be March 5, 2013.

Respectfully Yours,

Linda Holman, Recording Secretary

OMAHA QUILTER'S GUILD MEETING

February 12, 2013

Westside Community Center

President Corinne Mittag opened the meeting at 7:00 pm.

BUSINESS MEETING:

The minutes from the February newsletter were approved and seconded as published.

President Elect: Carla Toczek is seeking members interested in serving on the 2013-2014 board.

The Opportunity Quilt won in a Cover Contest, and will be featured in the Midwest Directory; plus the guild will get free advertising for the show. More information can be found on the Digest.

Accuquilt has brochures, plus kits available to create blocks to be assembled in a quilt for the Heart Association.

The small group, Gone to Pieces was recognized and thanked for serving as Ambassadors for the evening.

A survey has been assembled and emailed to members, with a few hard copies printed and to be published in the newsletter; and the board is very interested in the members' feedback.

Guest Speakers:

Nellie from Shakespeare on the Green informed members how they can participate with available blocks, to be created into quilted items to be used for the upcoming season from June 20th to July 11th.

Sue McKee invited our guild members to join in on a Mystery Trip thru Iowa for April 12th and 13th. Registration forms are available. Pick up locations are in Lincoln and Plattsmouth. The trip includes lunch, dinner, hotel room, and stopping at 9 shops.

COMMITTEE REPORTS:

Membership: Brenda Reid reported that there were 111 in attendance, which included 9 guests (some from Modern Quilters), and 7 new and returning members. Door prizes were interspersed.

Programs: Judy Sellers informed about the speaker for March: Kandi Gallup will lecture on Precision Appliqué, and give a class on the Saturday following the meeting, starting at 9:00 am with a cost of \$40.

Quilt Show: Jan Fry reported that the quilt entry forms will be in the March newsletter and on the website, and need to be submitted by April 19th (preferably electronically). They are looking to have the quilts dropped off at a private home from June 7th thru 12th. The small group, Hand Maidens are organizing a hand quilting award.

The committee's next meeting will be in March following the guild meeting, and to be announced.

Challenge: Yvonne Wolsmann reported that fabric for the Fairy Tale challenge is now available. The 3 Words Contest challenge will have the regulations published.

Spring Fling: Denise O'Toole reported that with the theme Monster Stash, a pattern to make a stash bag, which hangs from an embroidery hoop, will be available for the 33 attendees. Check in opens at 2:00 pm on Friday February 15th.

Home of the Brave: Windy Benigno reported that they have quilts needing to be bound, and blocks to complete.

Block Exchange had 3 winners from those who turned in blocks.

CELEBRATION OF QUILTS:

Along with those quilts shared, Dee Acklie with a student from College of St. Mary showed their quilt and were selling raffle tickets to support their choirs trip fundraiser to Kansas City.

PROGRAM

Judy Seller introduced Mindy Smith, who lectured on Discover Your Creative Power.

The meeting adjourned at 8:55 pm

Respectfully Submitted,
Linda Holman, Recording Secretary



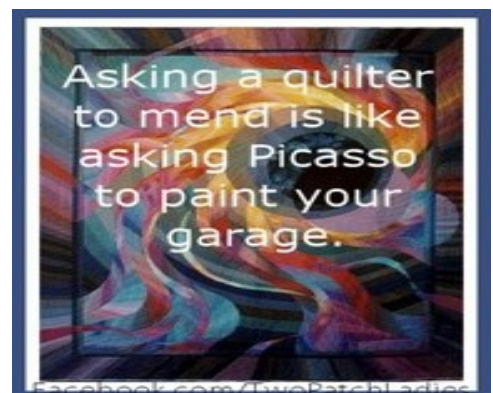
Small Group Opportunities

Chairperson Katie Haubrich

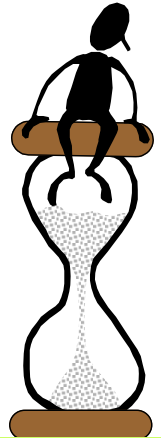
If you are interested in joining a small group or forming a new one, my name is Katie Haubrich and I can help you.

My number is 402-556-3730.

My e-mail is bobhaubrich@cox.net.



Countdown to QS2013



- | | | |
|----------|--------------|--------------------------------|
| 40 DAYS | April 9 | entry registration forms due |
| 101 DAYS | June 7 – 12 | quilt drop off time |
| 110 DAYS | June 17 – 18 | quilts will be judged |
| 112 DAYS | June 20 | quilt show <u>OPENS</u> |



Oh My! I'm feeling a bit like Captain Hook these days.

I guess that I should count my blessings that my clocks are not in the belly of a crocodile hungry for my hand but only in my head.

Chairwomen Jan Fry, Sandy Philgren & Merna Bowman



The sound of ticking clocks just sends me over the edge.

Still, you absolutely cannot imagine the sense of

dread that came over me when I realized that it was time to write the **March** newsletter copy.

If you're reading the March newsletter that means that quilt show is a mere 3 ½ months away!

Allow me to share my dread with you. That means that you have 3 ½ months to get your quilt show entries finished, figure out when you can volunteer to help at the show and how you're going to pay for the wildly extravagant spending that you'll do in the fabulous vendor mall.

Are we all at the same appropriate degree of panic now?

Let me make it more real for you by telling you that the entry form for the quilt show is contained in this newsletter and on the website. We really prefer to receive your entries electronically!!!!!! **The entry form will only be available until April 19.**


Take a few deep breaths and steady your nerves and then go enter some quilts in the show. I'll feel much better when the entries start coming in.

Please do not torture your show chairs by waiting until the last possible moment to enter your quilts. And let me stress how very important accurate measurements are to designing the show layout.

If you have any questions, please call or email. If you'd like help with the electronic form, please feel free to call and dictate your entry to me.

We will start taking signups for volunteer shifts at the April meeting. If you know that you cannot work at the show, contact a chairman to volunteer for pre-show work to cover your obligation (2 hours per entry.) These jobs go quickly so please don't delay. Similarly if you know you need a job that allows you to sit, sign up early.

The vendor mall is about 1/3 full as



of this writing. If you're out and about town shopping, drop some hints with your favorite local merchants that you hope to see them at the show. Remind them to go to the website to apply to vend.

We are looking for donations of small quilts-baby quilts, throws, wall hangings, table runners, etc- for the Little Quilt Auction.

Please consider making a donation. The funds from the Little Quilt auction go to support all the programs of the guild. If you have a donation, please contact Nancy Mills. We would love to know about your donation early so that we could include pictures on the website .

I'm feeling better now that I've shared my dread with you. Thank you for letting me vent.



Jan, Merna and Sandy

QUILT SHOW ENTRY INSTRUCTIONS

Please read carefully before completing entry form!! A separate form must be completed for each item entered. **PLEASE PRINT** all information. Make additional copies of the entry form as required. Completed entry forms must be received by the quilt show co-chairman **no later than April 19, 2013**. **DO NOT TURN IN QUILTS AT THIS TIME**. Receipt of entry form by this date allows time for the preparation of the quilt show booklet and planning of exhibits.

ABSOLUTELY NO ENTRY FORMS WILL BE ACCEPTED AFTER APRIL 19, 2013!

General Information

Entrant must be a paid member of the Omaha Quilters Guild. All entries must be clean, constructed of fabric and be quilted. Entries may be evaluated, at the entrant's request, by a National Quilting Association (NQA) certified judge. A **MAXIMUM** of 10 items may be entered for exhibition; a **MAXIMUM** of 3 of the 10 items may be judged. The challenge quilts do not count as one of the 3 judged entries unless you also indicate that you want this item judged by the NQA judge. Quilts should be clean, smoke and odor free. We reserve the right not to exhibit quilts that do not meet these standards. If an item is judged, entrant will receive a written evaluation form after the close of the show. Ribbon awards are given at the discretion of the judge.

Items which have been exhibited or judged in a previous Omaha Quilters Guild show may not be entered. All entries to be **JUDGED** must be the work of the entrant, **EXCEPT** in the case of professionally quilted quilts and group quilts. Only items quilted by OQG members are eligible for the Best of Show award. Items which are not the work of the entrant may be entered for exhibit only.

The judge reserves the right to disqualify any item not meeting published criteria. No special hanging or handling will be allowed. If you wish to make comments to the judge, they should answer questions regarding the technique, and need to be attached to the entry form. (Make a copy for yourself.)

Description of Technique

Pieced: Entry contains hand or machine piecing. Small amount of other techniques permitted.

Appliquéd: Entry contains hand or machine appliquéd. Small amount of other techniques permitted.

Mixed: Entry is constructed using a substantial amount of two or more techniques, such as appliquéd and piecing. It doesn't include quilting and trapunto. Please describe technique.

Kit and BOM: Where fabric and patterns are specified and sold as a package. If you select the fabric it is **NOT** considered a Kit or BOM.

Other: Entry is constructed using one special technique such as whole cloth, stenciled, shadow, appliquéd, embroidered etc. Please describe technique.

Box 1-Entry Category: Select 1

All entries will be exhibited and/or judged by category. Each entry can be entered in **ONLY ONE** category. Quilt show chairman reserves the right to move entries to a more appropriate category for judging.

Bed Quilt: Quilt intended for use on a bed. The minimum size is 60" wide x 72" long and is generally traditional.

Wall Quilts/Throws: Quilt intended for wall display or use as a throw and is generally traditional.

Innovative Art: A unique and/or original interpretation (any size).

Crib/Baby Quilt: Quilt intended for use by a baby or child.

Miniature: Small version of a large quilt. It must be in scale. Maximum size is 24" by 24".

Clothing: Any pieced or appliquéd, and quilted, garment.

Professional Quilted: Quilted by a professional for hire, by hand or by machine. Write the name of the company (or individual) on the entry form in the appropriate space.

Group Quilt: The entry is made by two or more people. Entry must be made under the name of the owner **OR** the name of the individual in charge of the project. This category does not include professional (for hire) quilted quilts.

Other: Dolls, tablecloth, tree skirt, totes, crazy quilts etc. Please describe item in appropriate space on the entry form. Note: Dolls will not be judged.

Box 2- Quilting: Select 1 and fill in the name of quilter

Machine Quilted: Entry contains machine quilting and may include some hand quilting.

Hand Quilted: Must be quilted entirely by hand.

Professionally Quilted: Quilter was paid to quilt by hand or machine.

Challenge: Refer to challenge information on the webpage.

Box 3-Additional Information: Check All that apply

First Quilt Show Entry: First Quilt Show Entry (ever).

Holiday Theme: Entry represents holiday theme (Christmas, Halloween, etc.)

Scrap Quilt: Must contain a minimum of 50 different fabrics, excluding backing fabric(s).

Show Theme: "Polka Dots, Checks and Stripes! Oh My!"

Quilt Turn in June 7-13, 2013

Drop Off Location

Mary Dudzinski

3505 S 105th Street (just off Grover at 105th)

Drop off times below:

Other times by appointment only, call Mary at 402-884-6459

Friday	June 7	9-3
Saturday	June 8	1-3
Sunday	June 9	1-3
Monday	June 10	9-3
Tuesday	June 11	1-3
Wednesday	June 12	9-3

35th Annual Quilt Show “Polka Dots, Checks and Stripes! Oh My!”

June 20-22, 2013

Complete a separate form for each item entered. Please print or type all information. **Keep a copy for yourself.**

ENTERED BY:

Name _____

Address _____

City _____ State _____ Zip _____

Phone _____ Cell _____

Email _____

ENTRY INFORMATION

Name of Item _____

Maker _____

Owner _____

Year (s) Made _____

DEADLINE FOR TURN-IN IS JUNE 7-12, 2013

Judging: Select all that apply
 Item is to be **NQA JUDGED**
 Item is for **SHOW ONLY—NOT TO BE JUDGED**

DIMENSIONS: (Not necessary for clothing or dolls.) Please be as accurate as possible, so we may hang your item properly!
 _____ inches x _____ inches
 WIDTH ACROSS (TOP) X LENGTH DOWN (SIDE)

I. Quilting Classification (select 1 only)

- Bed Quilt, Pieced, Hand Quilted
- Bed Quilt, Pieced, Machine Quilted
- Bed Quilt, Appliquéd, Hand or Machine Quilted
- Bed Quilt, Mixed/Other, Hand or Machine Quilted
- Wall Hanging/Throw, Pieced, Hand Quilted
- Wall Hanging/Throw, Pieced, Machine Quilted
- Wall Hanging/Throw, Appliquéd, Hand Quilted
- Wall Hanging/Throw, Appliquéd, Machine Quilted
- Wall Hanging/Throw, Mixed/Other, Hand Quilted
- Wall Hanging/Throw, Mixed/Other, Machine Quilted
- Wall Hanging/Throw, Kit and BOM, Hand or MQ
- Innovative Art
- Crib/Baby, Hand or Machine Quilted
- Clothing
- Professional, Hand Quilted
- Professional, Machine Quilted, Bed Quilt
- Professional, Kit and BOM, Bed Quilt
- Professional, Machine Quilted, Wall Hanging
- Professional, Kit and BOM, Wall Quilt
- Group Quilt
- Other

II. Quilting Classification (select 1)

- Machine quilted by _____
- Professionally quilted by _____
- Hand quilted by _____
- Tied (not judged) _____

III. Additional Categories (select all that apply)

- First Quilt Show Entry
- Holiday Quilt
- Scrap Quilt
- Challenge Quilt

DEADLINE for all entry forms is **April 19, 2013**.
TURN-IN will be the week of **June 7-12, 2013**.

Be sure to print the Quilt Show Entry Instructions for more details on times and places.

Volunteer time will be needed from everyone who enters a quilt in the show. Send this quilt show entry form to:

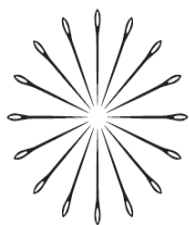
Dee Davis
 12555 Binney Street
 Omaha, NE 68134

Below write the DESCRIPTION of your quilt: LIMIT 60 WORDS! Please include your design source, pattern, book or class. Tell us what you want the public to know. Feel free to attach a second sheet .

I authorize the Omaha Quilters' Guild to use a photographic image of my quilt and the Entry Information as stated above as an identifier of this quilt on their web-site or any public venue.

DISCLAIMER: In consideration of the right to participate, entrants release and discharge the Omaha Quilters Guild and all its members from all responsibility for any damage or loss that maybe suffered by their property. Please list any spots, cuts, marks, or damaged areas on your item_____. The Show chairman reserves the right to move the item to a more appropriate judging category. The Judge reserves the right to disqualify any item not meeting published criteria.

Signed _____ Dated _____



International Quilt Study Center & Museum

University of Nebraska–Lincoln www.quiltstudy.org

QUILT HOUSE | 1523 N. 33RD ST. | LINCOLN, NE 68583-0838 | 402-472-6549

The International Quilt Study Center & Museum is the home of the largest publicly held quilt collection in the world.

Established in 1997, the center opened a new museum in 2008. The privately-funded, environmentally sustainable museum houses more than 3,500 quilts and objects, state-of-the-art research and storage space and spacious galleries. The center's mission is to inspire an understanding of the cultural and artistic significance of quilts by

collecting, preserving, studying, exhibiting and promoting discovery of quilts and quilting traditions from many cultures, countries and times.

The International Quilt Study Center is an academic program of the Department of Textiles, Merchandising and Fashion Design in the College of Education and Human Sciences at the University of Nebraska-Lincoln. For information on this and other programs, log on to www.unl.edu.

“Quilts In Context: The Making of Meaning,”

Upcoming Symposium Explores Context, Meaning—April 26-27, 2013

LINCOLN, NE — Quilts hold myriad meanings, a theme that will be explored in the International Quilt Study Center & Museum's sixth biennial symposium in Lincoln, Neb., April 26-27.

“Quilts In Context: The Making of Meaning,” will offer attendees an understanding of the circumstances and settings in which quilts were made and used.

“By examining American quilts in their shared contexts within their domestic settings, juxtaposed with fashionable dress and furnishings of the periods, symposium participants will gain a deeper understanding of the people who made, used and cherished quilts for the past 200 years,” said Patricia Crews, Willa Cather professor of textiles and IQSCM director.

The program will feature tie-ins to museum exhibitions, including “Posing with Patchwork: Quilts in Photographs, 1855-1955” and “Perfecting the Past: Colonial Revival Quilts.”

In addition, special presentations and tours will be provided by Janet Finley, author of *Quilts in Everyday Life, 1855-1955: A 100-Year Photographic History* and Don Beld, founder of the Home of the Brave Quilt Project, a group of volunteers who make quilts for families of fallen service members – quilts inspired by those made during the American Civil War.

Attendees will participate in curator-led tours of the latest exhibitions and a behind-the-scenes tour of the museum.

Registration fees are \$125 for museum members and \$170 for non-members. Fees cover all lectures, tours, special sessions, an informal fashion show featuring designs by UNL Apparel Design students, receptions, coffee breaks and luncheons.

Visit www.QuiltStudy.org for registration and information.

ADVICE FROM A SINGER SEWING MANUAL

FROM 1949

Prepare yourself mentally for sewing. Think about what you are going to do... Never approach sewing with a sigh or lackadaisically. Good results are difficult when indifference predominates.

Never try to sew with a sink full of dirty dishes or beds unmade. When there are urgent housekeeping chores, do these first so your mind is free to enjoy your sewing. When you sew, make yourself as attractive as possible. Put on a clean dress. Keep a little bag full of French chalk near your sewing machine to dust your fingers at intervals. Have your hair in order, powder and lipstick put on. If you are constantly fearful that a visitor will drop in or your husband will come home, and you will not look neatly put together, you will not enjoy your sewing.

Tater Patch Quilts

Merrill, Oregon

Omaha Quilters!

Our guild is at a crossroads and we want to know if there are changes we can make to the current guild programs and events that will better serve your quilting appetites. The Board and the Committee Chairs are here to guide the guild and serve primarily in an advisory capacity. This is your guild and we want to ensure that we are meeting your needs. We'd really like your input on the following questions.

Omaha Quilters Guild Board and Committee Chairs 2012-2013

Meeting Location/Time

What meeting time works best for you to attend the General Assembly Meetings?

- Monday Afternoon between 1 - 4
- Monday Evening between 7 - 9
- Tuesday Afternoon between 1 - 4
- Tuesday Evening between 7 - 9
- Thursday Afternoon between 1 - 4
- Thursday Evening between 7 - 9
- Other _____

Meetings are currently held at the Westside Community Center at 3534 S. 108th Street, Omaha, NE Please rate your overall impression of this location. 1 = worst; 5 = best

1 2 3 4 5

Programs

Which of the following day/time combinations would you most likely be able to attend a class or workshop presented by one of our speakers? (Classes typically run 4 to 6 hours.)

- Saturday 9:00 a.m.
- Saturday 1:00 p.m.
- Sunday 1:00 p.m.
- Monday 1:00 p.m.
- Monday 6:00 p.m.
- Wednesday 1:00 p.m.
- Other _____

What types of programs interest you most? Select your favorite three topics

- Modern
- Contemporary
- Traditional piecing
- Pictorial Quilts
- Paper Piecing
- Scrap Quilts
- Antique Quilts
- Appliqué
- Drafting your own Patterns
- Whole Cloth Quilting

How much are you willing to pay for a 4 - 6 hour class?

\$25.00 \$35.00 \$50.00 \$75.00 Other _____

Volunteering

How many volunteer hours a month do you think are appropriate to ask of guild members?

1 5 10 20 Other

How many volunteer hours a month are you able to contribute to your guild?

1 5 10 20 Other

What motivates you to volunteer? _____

Committees

Please rate how important you feel it is for the Guild to continue to support each of the following committees. 1 = least; 5 = most

Block Exchange	1	2	3	4	5
Children's Emergency Fund	1	2	3	4	5
Helping Hands	1	2	3	4	5
Library	1	2	3	4	5
Community Connections	1	2	3	4	5
Newsletter	1	2	3	4	5
Rising Stars	1	2	3	4	5
Website	1	2	3	4	5
Quilts of Valor	1	2	3	4	5
Home of the Brave	1	2	3	4	5

February's General Meeting Ambassadors!

Gone to Pieces



Welcome to our Guild!

Each month newcomers visit our General Meeting to learn more about our OQG and see if our Guild is a good match for them and their interests in quilting. The OQG welcomes these people with open arms but in the busyness and chaos of getting the General Meeting up and running; many times the opportunity to meet them, get to know them and answer their questions goes along the wayside.

This year at the Guild meeting, the OQG Small Groups will be serving as OQG Ambassadors to our guests and new members. Being that friendly face in a sea of 200+ members, our Ambassadors will provide a wonderful way for our new members and guests to learn more about us. New members and guests will receive a welcome packet containing a fat quarter of fabric, our current newsletter and our brochure and then enjoy the evening with members of the current month's Ambassadors.

We are reserving the first three rows to the left of the stage for the Ambassadors, guests and new members each month.

If your small group is interested in getting on the schedule, please let Katie Haubrich know. Thank you.

The Ambassadors will be ready to greet our new members and guests in March! Thanks!



Shakespeare on the Green

Seeking quilters to create quilts for the two plays being featured this year.

Twelfth Night and Titus Andronicus



The winning raffle ticket will be drawn in 114 days!

Have you purchased your ticket yet?





Omaha Quilters' Guild
Mailing Address
PO Box 24614
Omaha, NE 68124-
4614

The OQG meets on the 2nd Tuesday of each month
 September through May, at the
 Westside Community Center,
 3534 S 108th Street, Omaha, Nebraska at 7 pm.
 Rising Stars will meet at 6 pm
 before the OQG meeting.

Visit us on the web!
www.omahaquiltersguild.org



Friends
 are like *quilts* ~
 they never loose their
Warmth . . .



OQG BULLETIN BOARD



The board meets on the first Tuesday
 of the month at 7:00 p.m. at the
 Lutheran Church of the Master
 located at 2617 S 114th St, Omaha,
 NE.

If you have something you would like on the board
 meeting agenda, please contact me. If you wish to
 attend and are not a board member, please send an
 RSVP. My email address is

president@omahaquiltersguild.org.

2013 Opportunity Quilt

Buy your raffle tickets now!

For the first time, this year there will be two drawings
 from one ticket. The first
 drawing will be for our
 beautiful Opportunity Quilt
 and the second will be for
 a quilting table. The quilt
 has won a First Place
 Ribbon and is stunning.
 The table has been
 donated by Unique Sewing
 Furniture and is pictured
 on the tickets.



Bring your \$10 to guild to
 buy a book of tickets. The
 notecards are \$9 for 10
 cards with envelopes!.

For tickets or notecards or to help the quilt mom,
 contact Angie Reed at
quiltmom2013@omahaquiltersguild.org



If you would like your small group or project
 to be part of the Spotlight on articles, please
 send you story to the newsletter editor.
 Deadlines for the newsletter is the Friday
 following the general meeting.