



The official publication of the Omaha Quilters' Guild

February 2012

Organized in 1975, the Omaha Quilters' Guild is dedicated to the appreciation of the art and the craft of quilt making through education and participation.

Special points of interest:

- February Board Meeting
February 7, 2012—7:00 p.m.
- OQG General Meeting —
— February 14, 2012
- Visit the OQG website at
www.omahaquiltersguild.org
- Next newsletter article deadline
is **February 17, 2012**.
- Helping Hands Opportunity—
Sew In at the Millard Library on
February 21.
- OQG BEE Sew In at Sew Creative
on February 25.

See you in February ...

Welcome to OQG 2012 programs!

We started out our year with a very successful January general meeting working on projects for **Helping Hands**. **A big cheer for Angie and her group**. We were able to complete 26 quilts which will be sent back out into the community. Check out **Angie's article and photographs! GOOD JOB!!!!**

February's general meeting will get us going when the gals from Country Sampler come in with a timely program on those tools

we all find so intriguing in the stores so we bring them home and promptly wonder what the heck do you do with that.


Deb Cizek, Ann Lange and Sandy Ackerman will share some helpful information and answer our questions when they give their program **"I bought this gadget, now how do I use it?"**

Do you have a gadget in your sewing room that could use an explanation or two? Bring it to the meeting for an interactive opportunity to

find out what you have and how best to use it.

How about a challenge for our speakers?

Do you have a quilter's tool or gadget that might 'stump the experts'. Bring it to the meeting and share it with the group.



Judy Sellers
Vice President—Programs

Inside this issue:

Challenge 2012	3
Spring Fling	3
Rising Stars	4
Membership	4
Block Exchange	4
Community Connections	5
Quilts of Valor	5
Helping Hands	6
Small Groups Information	7
Quilt Nebraska 2012	7
Love Bead Challenge	7
Minutes	9
Budget	10
Silent Auction—Quilt Show	10
Messages	11



Omaha Quilts 2012: A Piece Rally

Rainbow, Moonbeam and Sunshine
(Betty), (Jan) and Karen)

The work has begun in earnest now!

Publicity pieces are going to print, the vendor application is up and ready to go, committees are formulating plans and looking for worker bees. There

are plenty of ways to get involved and we strongly urge you to do so!

The entry form will be ready for you next month. We hope you are filling your winter days with quilting; we can't wait to see all

the beautiful quilts that you are going to enter in the 2012 show.

Did you know that last year we awarded over \$2,100 in prizes? You can't win if you don't enter!

Continued on page 4



Susie Says February, a month with a lot of heart!



Members are the heart of our guild.

Each member brings something unique to our guild. Our President-Elect, Corrine Mittag, is putting together her slate of nominees for officers and asking members to chair our all-important committees and functions. Listen to your heart and I hope the opportunity to take a leadership role with our guild will be heard.

Getting involved is a good way to meet and get to know our members, make new friends, reconnect with people you have gotten to know over the years and, most importantly, help the OQG insure that the OQG membership continues to receive the benefit of good leadership.

Some of our members have been serving on committees and programs for many years and are

asking for the opportunity to step down and enjoy being a member now. This can only happen when others take over the task.

Have a heart! The fun of being involved is only a heart beat away! The life blood of our Guild flows through our membership. Its time for a transfusion ...

Have a heart—volunteer to lead a project, hold an office or chair a committee.

March 2012 Class Offerings

MAKING QUILTS FROM FABRIC THAT HAS HAD A PREVIOUS LIFE.

MaryAnn Kelmer has lots of ideas to share with you!

As a lecturer, speaker, pattern designer, and founder of the Fabric Rescue movement, MaryAnn offers inspiration to quilters with her energetic and fun approach to working with rescued fabrics.



The OQG March program will feature MaryAnn Kelmer, from Bloomington, Illinois. Ms. Kelmer is also known as “*The Scrap Basket Lady*” when she is an exhibitor at quilt shows under the banner “Mary Ann’s Scrap Basket”.

Ms. Kelmer will be conducting two classes in March for the Omaha Quilt Guild members. The first class is scheduled for **Saturday, March 10, 2012 from 9:00 a.m. to 4 p.m. entitled “All Day Fabric Rescue”** where we will learn about having fun making a quilt from fabric that has had a previous life.

MaryAnn’s Fabric Rescue class will help you learn to work with fabric that is not square or fresh off the bolt. We will learn how rescued fabric has an interesting shape and then get comfortable with taking these oddly shaped pieces and creating a quilt.

According to Ms. Kellmer’s website, www.fabricrescue.com, quilters who have taken her class have learned how to estimate how much fabric is in a deconstructed garment, how to translate quilt pattern yardage requirements into fabric rescue equivalents, and using cutting techniques that make the most use of fabric that is not square.

Reserve your seat for this class with \$40.00. The class size is limited to 20 students. Sign up at the February meeting or call Judy at 712-366-2454 or go online at the OQG website.

On **Sunday, March 11th**, from 9:00 a.m. to 4:00 p.m. Ms. Kelmer, will have a class called **All Day Asymmetrie Quilt**.

Arrangements are being made to have samples at the February meeting. Plan to stop by see what an Assymetrie Quilt is and then sign up for the class.

Reserve your seat for this class with \$40.00. The class size is limited to 20 students. Sign up at the February meeting or call Judy at 712-366-2454 or go online at the OQG website.

Please note, the two classes are separate topics. You can choose to take one or both of the classes.

When I was on her website, I saw that she has the Omaha Quilt Show listed on her calendar.

ALL DAY FABRIC RESCUE

SATURDAY ~ March 10, 2012
9:00 a.m. to 4:00 p.m.

Country Inn and Suites
1818 Miami St, Omaha, NE

\$40.00 per student

Class size is limited to 20 students.

ALL DAY ASYMMETRIE QUILT

SUNDAY ~ March 11, 2012
9:00 a.m. to 4:00 p.m.

Country Inn and Suites
1818 Miami St, Omaha, NE

\$40.00 per student

Class size is limited to 20 students.

April 2012 Program Preview ...

The April speaker will be Sue Benner. Ms. Benner is a fabric artist from Dallas, Texas. Her lecture “**The Working Path**” will be offered at the OQG April 10, 2012 meeting at 7:00 p.m.

The workshop class “**Fusing The Grid**” will be held on April 11 and 12, 2012 from 9:00 a.m. to 4:00 p.m. both days. The cost for the two-day class will be \$95.00. Look for samples at the March general Meeting.

SUE BENNER
artist



ART QUILTS: MIXED MEDIA WORKS ON FABRIC

CHALLENGE 2012



Wondering about No. 3?

How does fabric achieve an altered state?

Sometimes fabric assumes an altered state without even trying. Left in the stash too long it may get pleated, or resting too long on the bottom of the fabric pile, it may be scrunched. Bored fingers may have pleated, folded, shredded or torn it.

Some fabric runs amok in the washing process and is never the same. Think of the quilting projects you have worked on over the years where a piece of fabric that looked fine on

the bolt became mutated while resting in your sewing room and never looked the same again. Maybe you wiped up paint with it, used a stamp and ink on it, singed the edges, or drew on it with magic markers. Leave your fabric beside the phone and doodle to your hearts content while talking with a friend. Reaching an altered state is nirvana.

Nancy Peters
Challenge Chairperson


Moonbeam, Rainbow and Sunshine

Here are the major requirements of the 2012 challenge:

1. Make an album cover based on a favorite song from the late 60's (66, 67, 68, 69, or 70)
2. 12" X 12"
3. Must have an altered fabric on the front of the quilt and a piece of the unaltered version of that fabric on the back
4. Put the name of the song, the artist and the year the song was released on the back of the quilt

5. There must be a peace symbol on the front of your quilt
6. There must be at least one bead on the front of your quilt
7. The name of the song must appear on the front of your quilt.
8. The piece must be quilted and bound.
9. Please include a brief statement about your challenge piece in your entry.

Enjoy the challenge!



Blank canvas or homage to the Beatles' White Album circa 1970?
You may have to wait to see if it makes it to the challenge competition to see



Omaha Quilts 2012: A Piece Rally cont'd

And please remember that for every quilt you enter, you need to commit to 2 hours of work for the show. If you need to do your work ahead of the actual show, now is the time to contact one of the chairmen to get some work to meet that requirement. These jobs go quickly and when they're gone, they're gone.

There will once again be a small quilt auction. Please check with LaVonne Dunetts article (page 9) for information on how to participate in our small quilt auction.

Questions about the Challenge, contact Nancy Peters.

Committees, we are going to rely on the same kind of displays on the PVC frames to tell the story of your committees. There are a

limited number of frames so sign up early to ensure that your committee has a spot.



Got a variety of beads left over from other projects but afraid that there are not enough of any one or two beads to make your lanyard? Try making your own Bead Soup! Mix coordinating colors, sizes and shapes to make an intriguing mix of beads. There are some lovely commercially

prepared mixes on the market but you really can make a good mix all on your own.

On a recent reconnaissance mission, we found some gorgeous bead soups at Papio Beads in the Harvey Oaks shopping center at 144th and West Center Road.

Check it out! We can't wait to see your lanyards!



Spring Fling Retreat



Chairperson Jan Fry

Feb. 17, 18 and 19
Archdiocese Retreat & Conference Center
3330 N. 60th
Omaha, Nebraska

The winter winds are finally howling and the temps are dropping.



The wisdom of a retreat in the city is becoming a little more apparent, I hope.

It's not too late to sign up for the 2012 Spring Retreat. The price is only \$125 [for two nights lodging and meals throughout the retreat] and there are still some spots left.


This is a very low-key group, very welcoming. We would

love to have you join us! Come and stitch the weekend away at our getaway in the city and if you're one of the lucky ones who gets Presidents' Day off, you can recover from all your quilting fun on Monday, Feb. 20!

For more information or to register, contact Jan Fry.

We are planning an optional fun activity this year! We will be

exchanging embellished tea towel aprons this year. The pattern is available on the Spring Fling page of the OQG website. Check it out!



Jan, Karen and Claudia



Rising Stars

Chairperson Carla Toczek

It's a **TELL ALL** session at the February Rising Stars!

Remember, 6pm before the general meeting!---

"Who's talking?"

Guest speaker Cindy Erickson will give us the insider scoop on what judges look for in our show entries. Join us for behind-the-scenes commentary from our guild pro, NQA teacher and judge!"

In January we learned about string quilts.

Talk about a stash buster!



Block Exchange

Chairperson Andy Laugel

Since we first passed out our Kaleidoscope block directions at the November meeting, we've had Thanksgiving, the Holiday party, Christmas, Hanukkah, New Years, and the January Sew-in. Heck, you may have even had a few birthdays in there too.

We understand if you haven't gotten around to making your block yet. But hey - it's only one block that should take less than an hour to complete. Please take the time out of your busy schedules to put one together and take it with you to the guild meeting.

We really do look forward to seeing them turned in. And who knows, you might even

get to bring a set of them home with you.

Andy Laugel
Janette Podwinski
Mary Schnitker

About Block Exchange

Any member of the Omaha Quilters' Guild is free to participate in Block Exchange, either for the whole year or on a block by block basis.

Patterns are available on our web page and are passed out at the general guild meetings with a piece of focus fabric. You must turn in a completed block in order to enter the drawing for a set of blocks that will be awarded during the meeting, but you don't have to enter the drawing if you don't want to. Feel free to talk to us if you have any questions.



Membership

Chairperson Brenda Reid

Membership is Going Green

The Membership Committee has been looking at the paper labels used for name tags each month and are launching a campaign to encourage members to create his/her own name tag. Each month a label is printed for each member and not all members are in attendance. So each month labels are trashed. Its

not environmentally responsible and does impact the budget.

Members wearing a name badge they have made will receive an additional door prize ticket.

CREATE YOUR OWN BADGE AND INCREASE YOUR OPPORTUNITY TO WIN A COOL DOOR PRIZE AT THE GENERAL MEETING!

Cool find! This past weekend will holding down the fort at the January Guild Sew In at Sew Creative near 123rd and Center, I had the opportunity to check out all of the goodies displayed in the store. One of the display pieces had been fashioned using *Texture Magic*. Gloria

described it as a steam-activated shrinking polyester fabric that adds the coolest texture when you steam it with your iron. The piece I fell in love with was a handbag but the wheels were turning—I may have found the method for making my challenge fabric take on an altered state. **Check it out**



Going green to save some green.

As announced at the January general meeting, the Board will be discussing ways with which the Guild's funds could be conserved and/or redirected to other budgeted items.

Before the internet we printed and mailed our monthly newsletter because that was the only means of communication available to

our group that could carry all of the OQG's happenings to the members. Now we have the OQG website, the Yahoo Digest and the electronic newsletter. Sending the newsletter and posting the newsletter on the website has proven to be a very cost effective means of communicating with our members. It also allows us to put much more information into each publication so the electronic version has grown in size.

The 2011/2012 budget for the newsletter's monthly printing and mailing is \$1500.00. The budget figure was set to cover the cost of printing and mailing the monthly newsletter. We print and mail 126 newsletters

on an average each month.

The OQG no longer qualifies for the bulk mailing rate. To keep the postage to one stamp, the volume of information in each month's mailed newsletter is limited to date-sensitive information and the minutes of the meetings with a few articles where possible. It is printed in black and white to save on color printing and has fewer photos because they are done in black and white.

The mailed OQG newsletter is 3.75 pages of information and costs an average of \$130.00 each month. This monthly figure will be impacted by the increase in postage on January 22, 2012.

The electronic newsletter averages 12 to 14 pages, has color photos and special articles that are submitted throughout the month and costs nothing to send to the members. We prepare the newsletter in both formats each month.

We are very much aware that members' wishes need to be heard and this topic will be on the February board agenda for discussion. The board is looking for your input on how to move forward with this budget item.

Elaine Seier
Newsletter Editor

Tanzania Fabric, Fun & Facts Workshop

Instructor Mary Mayfield



**Sunday, February 26—
Tuesday, February 28, 2012**

Join Mary Mayfield and learn about the culture and people of Tanzania while enjoying the comforts of Carol Joy Holling Center.

The special focus of this retreat will be creating the "Square within a Square" quilt using fabrics from Tanzania.

Besides quilting fun, the group will have an opportunity to gather for morning and evening devotions, enjoy great food with a Tanzania flair, see lots of photos and learn facts about Tanzania.

Register for the workshop at www.caroljoyholling.org. Select the Events & Retreats button and choose "Tanzania Fabric, Fun & Fabric".

Want to learn more about this opportunity, contact Mary at mayfieldim@cox.net.

Community Connections

Chairperson Mary Cave



**Stop by Community Connections
to see what is happening!**

Remember to save your Hobbs UPC labels and give them to Mary Cave. Together, we can help defray the expense of batting for our Community Connections quilts.

QUILTS OF VALOR

Chairperson Sandy Pihlgren

Hello everyone,

I missed the January newsletter when I wanted to tell everyone to come on out to the quilts of valor quilting day on January 28, 2012.

Please remember we will meet on the last Saturday of each month January through May. We meet from 10-4pm.

Where you may ask? We will meet at "A quilting place". It is located on 108th and Q. Southwest corner in that strip mall.

Thank you Jackie Heyne.

Jackie has expanded by renting another bay and we will have lots of room for lots of quilters.

I will be bringing fabric. We need piecers, those who can cut and iron too.

Please bring any red white/cream and blue fabric. Bring any orphan blocks too.

Call me if you have questions.
Sandy Pihlgren,
[402 345 6785](tel:4023456785)



Group Sewing Opportunity

OQG BEE

How's that for an acronym?

Or a better question could be 'What is the OQG Bee?'

Or even better than that 'Where is the group meeting and how can I join in?'

In 2011 at the Lone Star class, several of us were having a great time learning a very traditional block. When the end of the class neared, we realized that we weren't nearly finished and lamented that it would not be as much fun on our own compared to the fun we were having sewing and cheering each other along in group.

The light bulb went off and an idea was born. We found a meeting place at Sew Creative on 123rd and Center where we could use their classroom on a Saturday and the OQG BEE came together.

We presented the idea at a board meeting and explained

how it could benefit the members. We announced the time and date of the January sew in at the January general meeting.

The Sew Creative quilt shop's classroom will hold 20 people, they have it set with tables and chairs, an ironing board and iron, and a cutting table. The classroom has great natural lighting.

On February 25, the OQG BEE will start at 10:00 a.m. and be open until 4:00 p.m. [There are several nice dining choices near Sew Creative — so if you come to spend the day, having lunch will be easy.]

Jan Fry will be working on the vendor lanyards and is hoping members will come and help with this project.

You are welcome to bring your UFOs and have an uninterrupted day of sewing.

Sew Creative is not charging for the use of the classroom. We do need to have an idea of the number of members who would be coming to the OQG Bee so let Susie Jarosz or Elaine Seier know.

**See you at Sew Creative
on Saturday, February 25!**

41st Annual Kalona Quilt Show and Sale

Katie Karnes at the Woodin Wheel wants to remind our members to put this Quilt Show on our calendars

Thursday, April 26, Evening Only 5 pm – 8 pm

Friday, April 27th, 9 am – 7 pm

Saturday, April 28, 9 am – 5 pm

Admission \$5.00 (only pay once, good for all three days.)

Located in the Kalona Community Center, on the corner of 6th & D Ave. in Kalona, IA.

Over 300 New and Antique HAND QUILTED quilts will be on display and for sale. Many are Amish – Mennonite made.

Don't miss the fabulous Kalona Quilt and Textile Museum just one Block east of the show.

The downtown shopping area has 39 Quilt Blocks throughout. Come take the walking tour and visit the nice gift shops, fabric and quilt shops, antique stores, restaurants, plus the Methodist Church does a Special turkey dinner for the show. **Large groups welcome!**

For info call: Katie Karnes at the Woodin Wheel 319-656-2240 or email Katie@woodinwheel.com or www.woodinwheel.com

QUILTERS' HOROSCOPE

Helping Hands Committee

Chairperson Angie Reed



Aquarius -
January 21 to
February 18

The Aquarius is very gifted and produces exceptionally original quilts.


They are known to invent new techniques that enhance the art form. They are friendly but their independent nature leads them to prefer to spend time quilting by themselves.

Although you can find them in a quilting class, they are the most likely of all signs to choose to learn from books or a video. However if you ever have a patchwork or quilting dilemma they are the kind of person that you can turn to for help and advice.

They are nice and will be thoughtful when making a quilt for friends or family. They will create the quilt with careful consideration of what the individual would like.

[Happy Birthday Mom!]

HAPPY BIRTHDAY
to our members
who are celebrating their
special day in
FEBRUARY!!



Hello Quilters

I want to say "Thank You" for the great turn out of members at the January general meeting!






I cannot say it enough - *This would not be a success without members who took time out of their busy life to help and the Small Groups who made it a point to show up. I am grateful to every one.*

Hope to see a lot of members at the next OQG meeting.

Stop by the Helping Hands table and ask about the event on February 21, 2012 at Millard Library where we will be spreading the word about OQG and quilting.

Here are pictures of the 26 quilts that were tied at our January Sew In 2012.

Getting all 26 quilts tied in one night was great success. Attaching and finishing the binding is the only part left to do. That is great!



OQG Small Groups

Our OQG Small Group Committee needs a Chairperson.

Daytime Groups

BLOCKETTES

Meets at St. Paul United Methodist in Papillion on the 1st Tuesday of the month.

Contact Charlene Gustin (402-592-0592) or Rhoda Necklins (402-597-8715) email nenecklins@cox.net.

BOYS TOWN MOTHERS GUILD

Meets in in the Great Hall at Boys Towns from 9 a.m.—3 pm on the 3rd Saturday (with some exceptions). Membership is open to anyone who would like to quilt for the benefit of Boys Town.

Contact Jan Fry (402-588-7840)

CRAZY QUILT SUPPORT GROUP

(Central & West) Meets at Lutheran Church of the Master, 2617 S 114th St. on the 2nd Saturday each month from 9:30 am to 12.

Contact Dee Acklie (402 391-6061) or email dee@acklie.net.

Our small groups are a wonderful facet of the Guild. The OQG Small Group Chairperson would be instrumental in matching members who wish to meet and

FEARLESS DESIGN QUILT BOOK GROUP

New group is open and is working through the book, Fearless Design. Daytime preferred but not required.

Contact Katie Haubrich (402) 556-3730 or email bobhaubrich@cox.net

HAPPY SCRAPPERS

(South & Southeast) Meets at Seams to Be Quilt Shop in Plattsmouth every Friday

Contact RaeLeah Sidwell at (402) 331-5831 or Mary Ramsey (402 293-1641).

Evening Groups

CONTRARY QUILTERS

(South & Southeast) Meets in the Bellevue Library on the 3rd Tuesday at 7 p.m.

Contact Judy Unrein (402-292-7663) or Elizabeth Kennedy (402) 292-1631.

share interests in quilting outside the OQG meetings.

With a new year starting this may be an opportunity to get involved with your Guild by chairing a committee.



HANDMAIDENS

Meets in members' homes. on the last Thursday each month at 7:30 pm.

Contact Dee Acklie (402) 391-6061 or email dee@acklie.net.

MIDTOWN QUILTERS

(Central) Meets at Hanscom Part United Methodist Church, 4444 Francis St. on the 3rd Wednesday from 6-7:30 pm January through October. This group loves to help beginners get started.

Contact Richi Dennis (402) 734-6382.

SEW SISTERS

(Central & West) Meets at Carol Palmeiro's home, 8218 Wildewood Dr., Ralston on the last Tuesday each month from 6:30 pm-10 pm.

Contact Carol Palmeiro (402 331-0452)

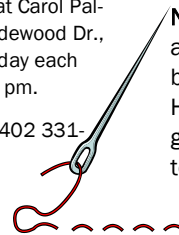
PONCE PIECERS

(Ponca Area) Meets at St. John's Lutheran Church, 11120 Calhoun Rd on the 1st Monday each month from 7-9 pm. Group also offers a quilter's day at the church, usually on the last Wednesday of the month from 9 am to 3 pm.

Contact Judy Tyler (402 554.1522).

The OQG has many more small groups. The groups listed here are open to new membership at this time. If you are looking for a group to gather together with and sew, joining a small group could be a way to add more quilting time to your schedule.

Note: The Midtown Quilters are a group who love to help beginners get started. Handmaidens is another small group that enjoys sharing techniques.



SMALL GROUP FOCUS

Photograph of the Mothers Guild that was taken last Saturday at the quilt presentation at the new Boys Town Rectory. Mothers Guild made six king sized quilts in one year to help Fr. Boes decorate the new rectory. This was in addition to their commitment to Boys Town for the standard 12-15 quilts done annually for staff and student recognition.

This picture was taken with the Whirligig Quilt that the Mothers Guild made for Father's bed.

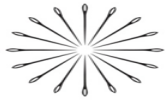


Helping Hands Committee

Chairperson **Angie Reed**

Stop by the Millard Library and see what Helping Hands is doing! Sew a block. Check out a book. Or just stop by to say *Hello*.

On Tuesday, February 21, 2012 from noon to 5pm Helping Hands will conduct its regular meeting. A potluck will be served from 5 pm to 6 pm



International Quilt Study Center & Museum
University of Nebraska-Lincoln www.quiltstudy.org

The Quilt House
1523 N. 33rd Street

2012 brings more quilts, artistry, and cultural context from the International Quilt Study Center & Museum.

You may view online exhibitions and download full releases and high resolution images directly from our website, QuiltStudy.org.

Maureen Ose, Communications Coordinator, is available to answer questions, provide additional information and detailed images, arrange

and then finish up from 6 or 6:30 pm to 8 pm. Denvia will talk about batting, thread and fabric.

Every one is welcome. Angie will have sewing machines set up. People can still check out books at the Library.

interviews with curators and artists, or otherwise help you share this information with your audiences.

Museum Exhibition Schedule

Yvonne Wells: Quilted Messages 10/7/11 - 2/26/12

This exhibition showcases the narrative pictorial quilts of Alabama folk artist, Yvonne Wells. With subject matter and themes ranging from civil rights in the South to the Biblical Ten Commandments and going home, Wells' quilts provide a

QNE 2012

Professors and Prefects:

Can you believe that it is only less than 6 months until QNE 2012. There is a planning meeting set for February 11 at 9:30 a.m. in the Atrium at the Embassy Suites Hotel. Now is the time when our meetings

Headmistress **Pat Varner**

become an important time to communicate just where we are and what else needs to be done.

If you are involved in this part of preparation, please mark your calendar and plan to attend.

thought provoking visual experience.

Tribute to Ardis James 1/6/12 - 7/29/12

Ardis James loved quilts and all things about quiltmaking. Her legacy will live on in many ways, including one of her primary passions, the International Quilt Study Center & Museum. Since the original donation of the Ardis and Robert James Collection in 1997 and the establishment of the International Quilt Study Center, Ardis remained actively informed of and involved in the workings of the center until her

passing in July 2011. This exhibition will feature quilts donated in her honor by many of today's leading studio quilt artists.

Complete news releases and high resolution images for the exhibitions may be downloaded at: http://www.quiltstudy.org/about_us/news/newsroom.html

Each is also included in our [growing list of online exhibitions at QuiltStudy.org](http://www.quiltstudy.org/about_us/news/newsroom.html) (take a look at the 19 exhibitions we have already put on line.)

Love Bead Challenge

Chairperson **Jan Fry**



How can you revisit the Summer of Love without your love beads?! The quilt show committee is challenging everyone to bead a lanyard for their personal use during the show. (Once the show is over, you can repurpose your beaded lanyard to use at work for your work ID or as your new guild nametag holder or as a scissors leash/chatelaine.)

Use any type of beads that you like and make a beaded lanyard with a lobster claw finding at one end (I recommend a larger lobster claw to ensure that it reaches the hole in the badges and if you plan to repurpose your lanyard for your scissors, test it on the handle of

the scissors.) Bring your completed lanyards to the April meeting and we will have the members vote for their favorites and award 3 small prizes.

If you don't know how to bead or don't have tools, we will have a work day at Sew Creative in the Westwood Plaza on Sat. Feb. 25 from 10:30-4. Bring beads, beading wire, lobster claws and crimp beads (if we are able to afford to purchase these supplies in quantities that enable us to provide them, we will post a notice on the list service and on the quilt show page of the website.) If you know how to bead and have tools and would be willing to help teach

others and help make the vendor lanyards (we need at least 68 of these), please join us on the 25th and help us meet our goal.

We are trying hard to find an affordable source for these supplies so that you don't have to buy them but if we aren't able to do that, I recommend that a small group go together to buy a spool of Beadalon beading wire and crimps and lobster claws. Make sure you use your coupons; these items are available at most of the major craft stores in the area, including Wal-Mart.

**OMAHA QUILTER'S GUILD
BOARD MEETING
January 3, 2012**

**Lutheran Church of the Master
Board Meeting Minutes**

President Susie Jarosz called the meeting to order at 7:02 pm. Attendees: Corinne Mittag, Judy Sellers, Linda Holman, Jan Fry, Andy Laugel, Carol McCann, Brenda Reid, Elaine Seier, Jan Mitchell.

COMMITTEE REPORTS:

Holiday Party: Carol McCann reported that there were 258 paid reservations. The quoted price was based on 300 people and the facility rental; the total bill hasn't been received yet. The guild has signed up for next year's Holiday Party to be again at the German American Society; and we can let them know if we change our mind. Placement of guest and members at tables needs to take in consideration a c c o m m o d a t i n g f o r handicapped.

Spring Fling: Jan Fry reported that reservations are still being accepted until the end of January, with a total of 50 people possible. Payment with a full count needs to be made by February 14th. The dates of the weekend are February 17th thru 19th.

Quilt Show: Jan Fry reported that color adds have been designed and printed, and will be placed in many publications, including Quilt Shop Navigator. The vender list is still being formulated, as they have to apply, and then are carefully selected. Two additional rooms will be available; could be used for various ideas. The committed also plans to have lectures, a silent auction, the dolls, bed turning (featuring Paulette Peters quilts). The position of Volunteer coordinator is needed. Andy will be developing a registration from on the web site to include position choices, date, time, and

task. The meetings will be held at the Lutheran Church of the Master. The Sew In at Sew Creative on February 28th will be set aside to make the beaded lanyards for the venders.

Programs: Judy Sellers reported that January's meeting is with Helping Hands. February's meeting will have Deb Cizek with Country Sampler as the speaker. Scott Flannigan from Fremont has been approached as a possible speaker. The speakers for March and April will be notified in request of samples for their upcoming workshops.

Webmaster: Andy Laugel reported that pictures from the Holiday Party are posted on the web site. He is working on establishing communication links.

Helping Hands: Denvia Capozio read a thank you note from the Millard Library librarians who were invited to the Holiday Party. There will be over 20 quilts for tying, plus work to be done on binding, piecing, and etc.. Angie will arrive at 4:30 pm to set up for the meeting. A short business meeting will be held at 7 pm. Donated fabrics, patterns, and cut pieces are always appreciated.

Rising Stars: Carla Toczek not present, will present String Piecing.

Newsletter: Elaine Seier reported that the next deadline will be January 13th.

Corresponding Secretary: Jan Mitchell sent out several cards.

Quilt Mom: Kathy Havranek not present, a report was made that the Opportunity Quilt has had many showings; and sales has been good on tickets and the note cards.

Properties: Andrea Chakravarti not present, will be notified of Helping Hands' needs for the meeting.

Membership: Brenda Reid reported that they want to encourage members to make their own name tags, so not to need to print out labels. There will be some incentive

to encourage this effort.

Membership Data Base: Denise O'Toole not present, but reported that there are now 302 members in the guild.

NEW BUSINESS:

President Elect: Corinne Mittag will be formulating her nominating committee. She has received some people's commitments to continue with their positions next year, and others of interest.

The newsletter's costs are of concern. The Board would like to invite members to join in next month's meeting discussion, of electronic mail versus paper newsletter with printing, handling, and postage; as the guild wants to look into going green and reduce waste.

A motion was made and seconded to adjourn the meeting at 8:40 pm.

Next Board Meeting will be February 7, 2012.

Respectfully Submitted,

Linda Holman
Recording Secretary

**OMAHA QUILTER'S GUILD
MEETING**

**Westside Community Center
January 10, 2012**

President Susie Jarosz opened the meeting at 7 pm. She reported that the Holiday Party had 258 paid reservations. Donations of fabric can be made to Angie Reed or Mary Cave. Members are invited to attend the next Board Meeting to discuss about the Newsletter going green. A Sew In will be held at Sew Creative on January 21st from 10:30 until 4 pm.

COMMITTEE REPORTS:

Programs: Judy Sellers reported that Deb Cizek from the Country Sampler will lecture on tools and their uses in February. Mary Ann Kelmer, know as Scrap Basket Lady, will lecture and give two workshops in March. Sue Benner will lecture and give a two day workshop (fee \$95.) in April. Bonnie Kucera will lecture on the use of scraps in May.

President Elect : Corinne Mittag is working on filling positions for next year's board and committee chairmen.

Block Exchange: Andy Laugel reported that next month's block is the Kaleidoscope.

Membership: Brenda Reid drew and distributed door prizes throughout the evening.

Quilt Mom: Kathy Havranek has card packs available for sale.

Spring Fling: Jan Fry reported that the retreat was to held February 17th thru 19th at the Omaha Archdioese; and participants would get an apron to embellish and exchange.

Quilt Show: Jan Fry reported that they will have their first meeting on January 14th at 9:30 am at the Lutheran Church of the Master. A Volunteer Coordinator is needed. The show will have many activities including an auction. Beaded lanyards, for the venders, will be made at the Sew In at Sew Creative on February 25th; members can make their own and there will be contest to follow.

The meeting was opened up for the Helping Hands workshop, with over 20 quilts to tie and be able to donate to those people in need.

Respectfully Submitted,

Linda Holman
Recording Secretary

Category/Account Name	BUDGET		BUDGET	
	Projected	YTD Income Actual	Proposed	YTD Expense Actual
BLOCK EXCHANGE		\$ 100.00		
BUS TOUR	\$ 1,800.00	2,125.75	\$ 1,800.00	(2,110.75)
CHILDRENS EMERGENCY FUND (CEF)		12,442.24	\$ 60.00	-
COMMUNITY CONNECTIONS			\$ 500.00	
QUILTS OF VALOR			\$ 250.00	
HOME OF THE BRAVE			\$ 125.00	
HOSPICE			\$ 125.00	
EXECUTIVE BOARD			\$ 300.00	(354.06)
Capital			\$ 1,500.00	(106.50)
Fixed			\$ 5,665.00	(1,990.90)
Grants				
Interest - Certificates of Deposits	\$ 300.00	284.00		
Interest - Checking		8.09		
Ways & Means (Gifts & Donations)		100.00		
FALL RETREAT	\$ 14,000.00	13,682.00	\$ 14,000.00	(13,193.80)
FUND RAISING QUILT	\$ 4,000.00	1,319.00	\$ 1,000.00	(1,144.77)
HELPING HANDS			\$ 500.00	(368.52)
HISTORIAN			\$ 50.00	
LIBRARY			\$ 50.00	
MEMBERSHIP (370 x \$35)	\$ 12,950.00	10,540.50		
Membership Book (Printing & Postage)			\$ 1,250.00	(1,118.50)
Newsletter (Printing, Postage & Software)			\$ 1,500.00	(975.10)
PAST PRES GOLDEN THIMBLE AWARD	\$ 465.00	465.00	\$ 465.00	(584.82)
PROGRAMS	\$ 10,000.00		\$ 15,000.00	
Classes		1,132.00		(1,372.57)
Speakers - OQG General Meeting				(359.40)
Holiday Party		3,664.00		
QUILT SHOW	\$ 26,000.00		\$ 24,000.00	
CDs			\$ 500.00	
Insurance				
Other		312.00		(202.31)
Vendor				(326.80)
RIISING STARS				
SMALL GROUP				
SPRING FLING RETREAT		2,029.00		(60.00)
STATE FAIR AWARDS			\$ 75.00	(75.00)
WEBSITE			\$ 500.00	(300.00)
TOTALS	\$ 69,515.00	\$ 48,103.58	\$ 69,515.00	\$ (24,843.30)

It took me more than 20 years, nearly 25, I reckon, in the evenings after supper when the children were all put to bed. My whole life is in that quilt . . .

All my joys and all my sorrows are stitched into those little pieces . . . I tremble sometimes when I remember what that quilt knows about me.

Marguerite Ickis, quoting her great-grandmother

Quilt name: Snowball c. 1925

I have found nothing so desirable for summer covers as the old-fashioned scrap quilt of which our mothers were so proud. Every girl should piece one at least to carry away to her husband's house. And if her lot happens to be cast among strangers, the quilt when she unfolds it will seem like the face of a familiar friend, bringing up a host of memories . . . too sacred to intrude upon.

Annie Curd, *Good Housekeeping*, 1888

Cool Tools



It was through the kindness of fellow quilter, Denise Shroyer, who shared her Ten Degree Wedge Ruler that I was able to make my very own Spicy Spiral Table Runner. After using it once, I had to have one of my own.

A ten degree wedge rules makes a 50" circle when 36 wedges are sewn together with exact 1/4" seams. For angled wedge designs, 50 degree and 45 degree markings are included on the tool. I found my ruler at *I Love Sewing* in Fremont, NE. Check out your favorite quilt shop to get your own and then check out all the wonderful websites and books that use this tool to make spectacular pieces.

Don't tell my family but EVERYONE of them is getting one of these runners for Christmas next year.

Learning Opportunities Abound in Omaha

Lynn Wieck, owner of More Sew for You, A Quilt Shop at Country Side Village is scheduling awesome speakers to come into Omaha in May. Lynn introduced us to Sue Daley a few months ago and awakened (or reawakened) the love of paper piecing in us.

Sue Daley's trunk show was a visual delight. The hexagon floral design had all of us in awe at the beauty of the quilt and the tiny size of the hexagon.

Ms. Daley, who lives in Eumundi in the Noosa Hinterland, Australia will be in Omaha in May. So mark your calendars for May 4, 5, and 6, 2012 for this extraordinary opportunity. There will be a Trunk Show on Friday, with classes on Saturday and Sunday.

More information on this is available at the <http://www.moresewforyou.com> website or stop by the Quilt Shop.

Jody Barrows will be at More Sew For You at Countryside Village on May 12th. A Trunk Show is scheduled for the morning with a class offered in the afternoon. Jody is known for

her 'Square within a Square method. Check out Ms. Barrows, the creator of the square within a square method, on her website or ask Lynn <http://www.squareinasquare.com/about-us.aspx> then add the date to your calendar and register for your spot at More Sew for You.

If you would like to learn more about English paper piecing before Ms. Daley comes to town, check out the **English Paper Piecing Club**.

The Club meets every month at More Sew For You in Countryside Village with meeting times offered in the morning and evening.
Evening 5:30pm-7:30pm
Wed, Feb 1st
Morning 10:30am-12:30pm
Thurs, Feb 2nd

Silent Auction - Quilt Show

We will again be having a silent auction at the Quilt Show.

Last year's auction brought in \$1,477 and we hope to earn at least as much this year.

We need your donations of small quilts and finished items for this auction. We also need kits or tops that can be completed by others. And we need some of you to help complete these items.

There are so many ways you can contribute to this auction; pick what works best for you!

Please let me know if you or your group will be donating .

LaVonne Dunetts

When I'm gone, ain't nobody goin' to think o' the floors I've swept . . . but when one of my grandchildren or great-grandchildren sees one o' these quilts, they'll think of Aunt Jane, and wherever I am then, I'll know I'm not forgotten.

Eliza Calvert Hall, *Aunt Jane of Kentucky*



Omaha Quilters' Guild Mailing Address
PO Box 24614
Omaha, NE 68124-4614

The OQG meets on the 2nd Tuesday of each month September through May, at the Westside Community Center, 3534 S 108th Street, Omaha, Nebraska at 7 pm.
Rising Stars will meet at the January meeting.

Visit us on the web!

www.omahaquiltersguild.org

2011-2012 OQG Officers

President	Susie Jarosz
President-Elect	Corrine Mittag
VP Programs	Judy Sellers
Corresponding Secretary	Jan Mitchell
Treasurer	Denise Shroyer
Recording Secretary	Linda Holman
Advisor	LaVonne Dunetts



Thank you to our newsletter article contributors, our proofers, our printer, Bob Botsios at Sir Speedy, and Denise for providing the membership list.

The newsletter is sent via electronic mail and for those without email, through the mail.

If you are not receiving the newsletter either electronically or through the mail, please let me know. My email address is newsletter@omahaquiltersguild.org

Elaine Seier, Newsletter Editor.

Noteworthy News



Do you know a member who has experienced an illness or suffered a loss; please send an email to Jan Mitchell at csecretary@omahaquiltersguild.org and let her know.

HELPING HANDS

Opportunity ~ 8 hours of sewing fun!!!!

Tuesday, February 21, 2012
Noon to 8:00 PM

Contact Angie to reserve your seat and part of a table for you to use.

Angie is planning a potluck featuring homemade stew which will be served between 5-6 pm. You need to *only bring your own salad dressing* to take part in this delicious potluck supper.

Questions? - contact Angie!



Countdown to the OMAHA QUILTS 2012—

a Piece Rally!

142 Days

or

3,408 Hours

or

204,480 Seconds

HUGS!



Shenandoah Log Cabin

(c) copyright Judy Martin, 2001 from her book, Cookies 'n' Quilts.

Join in brainstorming ways to keep the quilt out of the storage bag. Consider taking the quilt to work or a community event.

Each time it travels, the work of the Omaha Quilters' Guild is promoted. Please visit the website to contact me to schedule time on the quilt travel calendar.

Quilt Mom, Kathy Havranek



Your opportunity to take on an active role in our Guild is here! The Guild needs YOU!

- ◇ SMALL GROUPS COMMITTEE CHAIR
- ◇ SPRING FLING RETREAT COMMITTEE CHAIR

Please see President Susie Jarosz. Thanks!



Please check your email's junk drawer' if you are not receiving your newsletter and you know you have requested it to be sent electronically.

Sometimes we are mistaken as spam and that sends our newsletter to an 'alternate universe on the internet'.

If you want to confirm how your address is listed, please send an email to the me and I will be happy to research the problem on this end.



Notecards featuring the 2012 Opportunity Quilt.

Buy the packet of 10 beautiful cards and envelopes for \$9.00.



2012 Vendor Bags now available to the OQG Members for \$8.00 per bag.

Add one dollar more for the chance to win Shenandoah Log Cabin and have it come to live at your house.