




December 2010

Omaha Quilters' Guild
www.omahaquiltersguild.org



The Official Publication of the Omaha Quilters' Guild

**Next Newsletter
Deadline:**
December 17, 2010

Next OQG meeting: Tuesday, December 14, 2010

Email Elizabeth Kannedy at oqgnewsletter@yahoo.com or mail to: 13308 South 33rd Street, Bellevue, NE 68123-2369

INSIDE THIS ISSUE

Children's' Emergency Fund	2
What to put in an Angel Bag	2
Block Exchange	3
Helping Hands	3
Membership	3
Help Needed	3
Board Meeting Minutes	4
Meeting Minutes	5
GoodSearch	5
Spring Fling Retreat	6
Workshop Registration	6
Exchange Block Directions	7

December Dinner Party



Although the Guild takes a break from speakers in December and January, there is still allot going on! December is our annual holiday party at the German American Club, located between Center and L Streets on 120th. There are still a few tickets available and the cost is \$15. We have many wonderful raffle

and auction items to bid on. This is your chance to get a few last minute items as a gift, or even for yourself! Remember to bring your Angel Bag items with you to the party. Doors open at 5pm with a cash bar, and dinner is served at 6:30. Please come and join fun and relax with your guild friends during this holiday month!

January is our annual helping hands sew-in. Plan to help with this important cause, and more details will be in the newsletter next month.

Also, watch for information

on the web site about signing up for "Dye a Large Back" workshop with Alice Cruz in January. No dyeing experience is necessary and the workshop will be held at College of St. Mary.

Finally, information about Colleen Wise, our March speaker will be up on the web site shortly. Colleen will also offer two workshops, Bob and Weave and Wild Sky. If you like quilts that "pop out" at you and create the illusion of three dimensions, these workshops are for you!

Vicki Hoskovec
Vice President, Programs

**OQG
Board Meeting
December 7, 2010
7 pm
Lutheran Church
of the Master**

President's Notes

Well quilters, its now officially winter and we are in the midst of the 'Holiday Season'.

I have been passing my finished stocking around and shamelessly begging for money. I'm also collecting gifts for teens, from everyone I can think of, in an attempt to fill at least 12 angel bags.

We don't exchange many


gifts in my family, so my biggest gift list is for those teens who otherwise may not share in the joy of this season. Join me! You'll be glad you did.

My quilting tends to take a back seat during the rush of cooking, shopping, travel and visiting at this time of year. I will still make a couple of small quilts for hostess or exchange gifts.



What is on your quilting calendar?

I'm looking forward to seeing all of you at our Holiday Party in mid-December.



Children's Emergency Fund

BELIEVE!

As the time nears for our Holiday Gala and Fund-raiser, I am busy preparing. This time of the year, we all feel the rush of the holidays, and personally I find myself in a whirl. But I do stop to reflect on what our efforts mean for the children we help—children, who through no fault of their own are victims--and placed in protective custody for their own safety and well-being. I work with teens on a daily basis-- I see just how vulnerable they can be. Kindness and benevolence can be so-o-o powerful. Add to the Light! As you enjoy your holiday activities and make those stockings, take a moment to enjoy knowing that collectively, we are a positive spirit to balance some of the negative that has happened to these children we are serving. We can and do add to the light.

Every year I am amazed by the women and men in

OQG—you are just the best of the best. I'm proud and happy to serve the guild. Thank you all for continuing to believe!

HELP!!!

Night of: We can't possibly do this big event without many helpers, so please plan to come at 3:30 to help with set up, and stay after a little while to help put things away.

The "After" party:

Wednesday, December 15th we need help from 8:30—11:00 AM to set up the "Stocking Store" at 13th and Farnam.

Then again in that afternoon from 1-4 PM as caseworkers come to select stockings and Angel bags for the kids.

Also, on Thursday, December 16th, we need help in the stocking store once again from 1-4 PM.

See Pat Sears the night of

the event for parking information and directions.



Angel Bags :

One of the best things you could do is bring an angel bag with new, unwrapped age-appropriate gift(s) in it. Just bring the bag to the party and place it in the appropriate box as you come in. Gift cards are also a great solution if you don't really care to shop. Denominations of \$25 are greatly appreciated. See the below article, "What to Put in an Angel Bag" for ideas.

Please give any gift cards to Kathy Havranek, or an adult at the angel bag check-in table — please do not put them in the bags.

Caring Friends Auction:

If you were at the November meeting, you have seen some of the items for the auction and you know you will



want to bid so you can make one your own! Bring your checkbook!

Santa's Workshop: The tables were overflowing with wonderful items from our generous members and you must remember to bring your name labels to put on your tickets!




Becky and her fabulous crew will set up shop at the party for pleasure. The sheer variety and quality of the items is just unbelievable—again!

Inclement weather: Listen to KFAB and check the website. If weather would force us to cancel the meeting, please drop of any angel bags, donations and/or stockings to Kanessville, Log Cabin and/or either of the two Country Sampler shops, no later than Thursday, December 16th.

Pat Sears

What to put in an Angel Bag



Many of you have asked for ideas for new, unwrapped gift(s) to put in that angel bag you picked up at the November meeting.

Remember, these children are taken from their homes with little to nothing many times—not even a toothbrush. So, anything from personal grooming items to something your own kids might like is appropriate for an Angel Bag.

Here are some items to consider: unisex clothing such as sweatshirts/sweatpants, socks, outerwear including

hats, gloves, mufflers (no team logos allowed) fleece throws, lap quilts, age appropriate games, toys, puzzles, candy, inexpensive watches, costume jewelry, makeup kits, artist supplies or craft kits, small boom box, radio or "walkman", duffle bag or backpack, shoes or slippers, batteries, stamps, stationery, journals, diaries, alarm clocks, calculators, hand-held games, disposable cameras, sports balls and/or workout equipment, books, CD's or videos, phone cards and of course gift cards. Gift cards

can be from the major chain discounts like Walmart, Target, and Shopko or from specialty stores such as Payless Shoes, Best Buy or a major book-seller. Write the denomination of the gift card on it and hand it to one of the adults at the Angel Bag table at the party. Please do not put gift cards in one of the Angel Bags.

Hope this helps and thanks for the things you get for the kids and the time and effort you take to make this a special holiday for a child in special circumstances!

Block Exchange



We'd like to thank everyone who turned in a Twin Star block. We collected a galaxy of stars.

We gave away three sets

of eight blocks each. The winners were Jane Fiala, Theresa Holman, and Barb McClintock.

Congratulations!

We passed out a printed paper foundation with complete instructions to Andy's House. The blue fabric is for the two shutters. You may have seen

how easily the block lends itself to creativity.

We look forward to seeing the houses returned in February. (December is the Christmas party and January is the Helping Hands Sew-in.) Houses take extra time to build, right?

If you've never founda-

tion paper-pieced before or just want a little refresher we'll be at the meeting in January. We'd love to see you. And don't we all love to talk about--and share--our favorite hobby?

Denvia Capozio, Jeanette Podwinski, and Mary Schnitker

Helping Hands

I really enjoyed the speaker last month. I liked the way she turned a photograph into art. I also enjoyed the 3D effects and thought it was interesting that she attached flowers to the fabric after the quilting is done.

Helping Hands is busy getting ready for the January Sew in. The theme for the Sew in is "Making

Quilts for Kids with Cancer".

OQG was contacted by a family of a quilter in May or June of this year. This quilter did everything by hand. She passed away so her family gave Helping Hands her fabric .But it was with the condition the fabric must be used in quilts for kids with Cancer. They also donated

some of her UFO's. The UFO's will be available at the January Sew in if you would like to complete one.

Helping Hands will not be making quilts for "Shakespeare on the Green" in 2011. Kathy Havaraneck will be taking this project over.

The 7th Annual Respite Care Dinner will be in

April. Helping Hands will have kits available at January Sew in to make quilts for the dinner.

Call me at 402-651-6593 to make arrangements to pickup a quilt and/or fabric.

We want everyone to have a nice Holiday!

Chairperson
Helping Hands

Membership

We had 194 members, 0 guests and 6 new members at the November meeting.

See you in December at the Christmas Party.

Pat Stava
Membership Chairman



Committee Chairs Needed

The Omaha Quilters' Guild is looking for a few good people! Picture "Uncle SAM" pointing his finger at YOU! (I guess you can make that Aunt Susie and Okay I won't point, but you get the "point" right!)

Get involved and just say

YES! We are looking for individuals/groups to assist in filling positions that will be vacated at the end of this quild year. Here are some of the positions that are opening up:

Camp Wannamakeab-lankie (someone to

shadow Dee and LeAnne and be ready for 2012 camp);

Quilt Show 2013 (someone to shadow Jan and be ready for 2013);

President-Elect; Treasurer (accounting background helpful but not required, Quicken experience very

helpful).

There will be additional information presented.

Please think about helping for a year and just say YES! when you are asked to serve. Volunteer to any board member.

Susie Jarosz
President Elect

Board Meeting Minutes Tuesday, November 2, 2010



The meeting was called to order by President LaVonne Dunetts at 7:00 pm. There were 19 members present.

Katie Campbell of the OMAHA HOME SHOW presented information about the quilt show, Quilt Gallery, which will be part of the 2011 Home Show.

She invited the guild to be a part of the show by providing volunteers to set up, take down, and white glove the show. In return, the guild would be provided exhibitor space, volunteers would receive passes, and parking would be reduced to \$6.00 if purchased in advance.

After discussion centering on attendance numbers, quilt security, lack of expertise, Shop Hop weekend, availability of sufficient volunteers, and the need to prepare for our own show, Vicki Hoskovec moved that we do not support a quilt show at the Home Show. The motion was seconded by Jan Fry. The motion carried.

Vicki Hoskovec has applied to GoodSearch and after the guild has been accepted, user information will be put on the website. Then, members may begin using GoodSearch as their search engine and the guild will receive a small stipend.

Lois Wilson will present the

November program, "Lessons learned and Studies in Nature."

The Holiday Party will be December 14th.



The Helping Hands Workshop will be held in January.

Alice Cruz will lead a "Dye a Back" workshop, details to be announced.

At the February meeting, Terri Caffrey will present "Grandma's Legacy" and lead a workshop on mock redwork. The workshop will be Sunday, February 20 from noon to 6:30 at the ARCC.

The ARCC is the location of the Spring Fling Retreat which will begin at 2:30 on February 18th. Cost for the workshop will be in addition to the retreat. Members do not need to attend both events and will sign up for them separately.

Colleen Wise, from Washington state, will speak at the March meeting. Her workshops may be "Bob and Weave" and "Wild Sky". Final contract is pending.

In April, Alice Cruz will be our speaker.

Treasurer Terri Caffrey reported that our accountant has the books to prepare our taxes.

Jan Fry has not been able to schedule a meeting with LaVista Conference Center representatives to reserve more room for the quilt show.

Denvia Capozio reports that the next block exchange is a paper pieced block. The

committee will have a cutting and stapling party in January to prepare the final three blocks.

Dee Acklie reported that dates are booked for the 2011 and 2012 Campwanamakeablankie. She does not plan to chair the event for a fourth year.



Stockings have already been turned in to support the Children's Emergency Fund.

Kathy Havranek, speaking for Community Connections, reminded us of the quilt show and concert at ARCC. The Heritage of Blessings concerts are at 7:30 on November 6 and 6:30 on November 7. Cost is \$10 or \$5 for quilters.

The Community Connections committee has obtained a \$500 grant from Walmart Corp.

Julie Ermel emailed Kathy Havranek to thank her for information about a grant from Walmart which Omaha South's Family and Consumer Science Department then received. The \$250.00 enabled them to acquire supplies needed to take part in the Million Pillowcase Project.

Quilts have been completed and are ready to be donated by Helping Hands. More quilt kits are available.



Librarian Katie Haubrich will continue accepting do-

nated books as long as the guild continues to meet at Westside Community Center. It was suggested that members donate older books to Santa's Workshop.

Properties Chairman Andrea Chakravarti agreed that we will need 250 chairs, a projector, and tables for Becky Draper at the November meeting. Two weatherproof locks were purchased for the storage unit.



The Quilts of Valor committee needs more quilts for the Veterans Day presentation. It was suggested that pillowcase kits could be a part of the project.

Members sold raffle tickets at the Annual Wood Carvers show. Tickets for the Opportunity Quilt raised \$138.00.

Mary Dudzinski said Rising Stars will meet in the commons area and Cindy Erickson will talk about quilt shows and what judges look for in a winning quilt.

Webmaster Roberta Willet reported that the email newsletter will go out tonight.

The meeting was adjourned at 8:08 pm.

Respectfully submitted,
Joyce Swift



Meeting Minutes Tuesday, November 9, 2010

President LaVonne Dunetts called the meeting to order at 7:01 pm.

Minutes of the last two meetings are printed in the newsletters. Vickie Hoskovec moved and Tania Uram seconded that we accept the minutes as printed. The motion carried.

Vicki Hoskovec, Program Chairman, introduced our speaker, Lois Wilson of the Lincoln area. She presented a presentation entitled "Studies in Nature and Lessons Learned" which featured her quilts and their inspirations. Several of her quilts were displayed.

Jan Fry, Quilt Show Chairman, challenged members to make the quilt show their personal priority for June 24, 25, and 26, 2011. The show will conclude on Saturday, not Sunday, this year. Challenge quilt information may be found on the website. The quilt show committee will begin meeting after the first of the year.

The Spring Fling Quilt Retreat will be at the ARCC from Friday, February 18 at 2:30 until Sunday, February 20.

Terri Caffrey will lead a mock redwork workshop from noon to 5 on Sunday, Feb. 20 at the ARCC. A kit may be available for a small fee. It will be a machine sewing class to learn the process of mock redwork. Reservations for the \$25.00 class must be made separately from the retreat. Brunch before the class is available for \$7 and a snack later in the afternoon for \$5.

Colleen Wise will speak at the March meeting with workshops on Saturday and Sunday before the meeting.

Alice Cruz will lecture in April. Her dyeing workshop

is in January.

The Block Exchange committee gave away three sets of Twin Star blocks. The next block is a paper pieced house block that is due in February.

Jan Fry reported on the Boys Town Booster Banquet Quilt Auction. The Mothers Guild meets on the 3rd Saturday of the month.

Pat Sears of the Children's Emergency Fund committee displayed a few Christmas stockings and urged the membership to believe in what we are doing. Angel bags are available at the Children's Emergency Fund table. She asked for help December 14 at 3:30 to set up the Holiday Party and after the event to take down. Adult supervision is needed for the young people who will be helping. Help is also needed at the Stocking Store on Wednesday, December 15 and Thursday, December 16 at the Peter Kiewit Conference Center. Contact Pat to volunteer.

Becky Draper reported that there will be more than 200 items in Santa's Workshop. Tickets are 3 for \$1.00 and are available at the committee table and at the Holiday

Party.

Elizabeth Kennedy displayed many of the quilts that will be in the Caring Friends Auction, which is also a part of next month's Holiday Party.

Carol McCann said that dinner tickets for the Holiday Party are available at the committee table.

Pat Varner reported that she received two boxes of fabric from Mike Lester whose wife, Kathy Moser, had been a patient at the Josie Harper Hospice House. One box was given to Helping Hands. The rest of the fabric is available to guild members and would be a good start for a quilt for Hospice House.

Angelina Reed thanked the guild for quilts and fabric given to the Helping Hands committee.

There were 194 members present with 6 new members. Door prizes were distributed. Thank you for your donations.

After Show and Tell, the meeting was adjourned at 8:56 pm.

Respectfully submitted,
Joyce Swift

Save the Date!

Nebraska State Quilt Guild's QuiltNebraska 2011 & 2012

2011: Quilt Fantastica will be at the Holiday Inn in Kearney, July 28, 29, 30 and 31, 2011.

2012: Quilt Magick will be at the Omaha LaVista Conference Center July 26-29, 2012.

GoodSearch is Good for OQG

If you have been to our website lately, you will see we have added a link to GOODSEARCH from the right hand column of the main page.

If you take a minute to set it up on your Internet Browser, every time you search the internet a donation is made to the Omaha Quilters Guild. The more you search, the more OQG makes. In addition, any-

thing you purchase online from the sponsoring vendors - and there is a surprising large amount of them - the guild will make a percentage of the sale.

With the size of our organization, it is estimated that if everyone uses GoodSearch, our guild could profit by \$2-3,000 per year and it wouldn't cost any one of us anything but a few minutes to sign up.

If you haven't already, go to the website and click on the link. You don't have to put your name in, just put OMAHA QUILTERS GUILD in the selected charity slot and that's all there is to it. Download the toolbar - it's a good one - and each time you make a purchase online, you will be notified how much is being donated to the guild for your purchase.

Monthly, our GoodSearch account is updated and you can track how much is being raised for us on the GoodSearch Omaha Quilters Guild page.

The logo says "GoodSearch- You search, We give" and it appears to be true.

Take a minute and sign up on the website TODAY!

Thanks. Roberta Willet,
webmaser@omahaquiltersguild.org

Spring Fling Retreat—Just Spoolin' Around

DATE: Feb. 18, 19, & 20th 2011

LOCATION: The Archdiocese Retreat and Conference Center, 3330 N. 60th Street

PRICE: \$116.50

CHECK-IN begins at 2:30 on Friday, Feb. 18

Come spool around with us President's Day weekend. Winters in Nebraska being what they can be, a getaway in the city seems like a great option for February. This is the guild's second annual spring retreat at the ARCC. It's a comfy, affordable option and we hope that you will want to join us. Space is much more limited at this retreat so make your reservation and pay your \$25.00 deposit now.

We are able to keep this year's price the same as last year, \$116.50. Check in will begin Friday afternoon at 2:30. Do attempt to unload your car until you have checked in and received your room assignment. Once you have gotten "business" out of the way, someone will meet you at the back door so that you can unload your car. We will be able to quilt right up until 5:00 pm on Sunday, though you will need to have your things out of your rooms by lunch time.

This year we will have an exchange of fun pillowcases. Please make a pillowcase for a fellow camper from your favorite pillowcase pattern. Don't have a pattern, we

would be happy to suggest one. We would also like everyone to bring 2 spools of thread for the great thread giveaway. Bring one spool of your favorite color and one spool of that color's compliment. New spools only, Mettler-style spools (cos those fit the fabulous thread case that we bought to hold these treasures.)

Fellow camper Terri Caffrey will be teaching her mock redwork class for the guild that Sunday, Feb. 20. We hated the thought that Terri would be leaving us early on Sunday so we have made arrangements for her to teach her class at the ARCC. If you are interested in taking Terri's class, you will need to register with Vicki

Hoskevic just as you normally would for guild classes. The price of this class is NOT included in your retreat registration. We have simply made it easier for Terri to teach that weekend and for our campers who wish to take this class to take it and still enjoy the remainder of their retreat. In order to accommodate the class, we will have brunch on Sunday at 11, rather than lunch at 12:00. Class will be held in the lower level lunchroom at 12.

Your retreat coordinators,
Jan Fry and Karen Eveans



2010-11 OQG Workshop Registration Form

Please register on line using the form on the OQG website. Send your Check (payable to OQG) to Carol McCann, 13954 P Street, Omaha, NE 68137-1534

Name _____

Address _____

City, State, zip _____

Daytime Phone Number _____

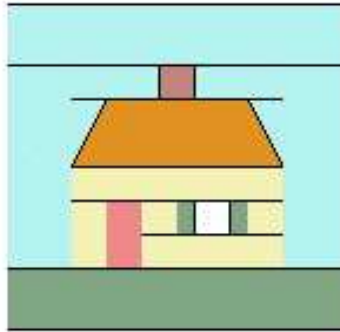
Email Address _____

Please sign me up for:

- Alice Cruz "Dye a Large Back" Wednesday January 12, 2011 9am to 4:30 pm
Location: College of St Mary
Cost: Members \$25.00
- Terri Caffrey "Mock Redwork" Sunday February 20, noon to 6:30pm
Location: Archdiocese Retreat and Conference Center, 3330 N. 60th Street
Cost: Members \$ 25.00

If you need to cancel your attendance at the class, we require seven days notice for a refund.

ANDY'S HOUSE
12½" unfinished (12" finished)



Fabrics Needed: Scraps for the house, door, window, roof, chimney, and background. How much and colors depends on your house. We have supplied the shutter fabric.

4" square for shutters, cut in half lengthwise to form 2 rectangles 2" x 4"

There are only a few things to do when getting ready to paper piece. Use a sharp needle, either an 80/12 or 90/14 with regular sewing thread.

Shorten your machine's default stitch one notch. For example, my machine defaults at 2.5 so I shorten it down to 2.0. It needs to be short enough so the seam is strong enough to hold when the paper is torn away, but not so short as to cause the paper to fall off before you are done.

If you have to rip out a few stitches (or a whole piece), work from the fabric side of your piece.

Press after each number addition to your piece. I've scorched the paper a time or two, but I've never had it burst into flames yet. Use a dry iron, or the paper will get mushy and ink will run.

Whatever you see printed on the foundation will be reversed on the finished work. The chimney piece won't be affected, but the door will suddenly seem to have migrated across the house. It's okay. It's supposed to do that.

Paper-Piecing Technique:

Leave the paper in the block until you have the final pieces attached. You can turn it in with the paper still attached.

Always remember, the fabric goes on the plain side of the paper. You sew on the lines printed on the other side of the paper. I know this sounds obvious to anyone who's worked with a foundation paper-pieced project before, but it can be confusing to a beginner.