


## The Mystery, Sampler, Challenge, and/or Leftover Block

This block should measure 9 ½ x 9 ½ inches unfinished, or 9 x 9 inches when sewn into a top. To make this block:

1. Choose a traditional or modern block pattern or design one yourself.
2. Put the block together however you wish. While use of the focus fabric is encouraged, you may substitute a like light fabric as needed, or even do without.

### Comments

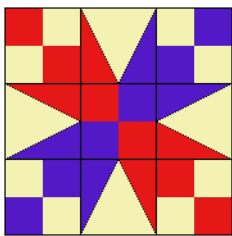
- You may turn in any block made for Block Exchange this year but forgot to turn in earlier.
- This is the perfect opportunity for you to tell us what direction you would like to see Block Exchange take in the upcoming guild year.
- You really are free to use whatever technique(s) you wish. Traditional piecing, needle-turn applique, fusible applique, redwork, embroidery, beading, printable fabric, three-dimensional fabric origami, etc. The sky is the limit.




9 ½" unfinished (9" finished)

### Suggested Blocks

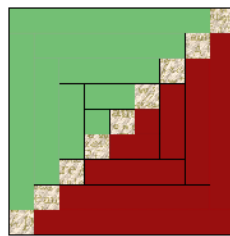
You are free to make any block you wish this month. Below are pictured some of the blocks the committee considered for Block Exchange last summer.



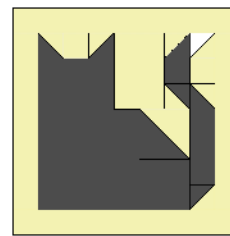
Birds of Paradise



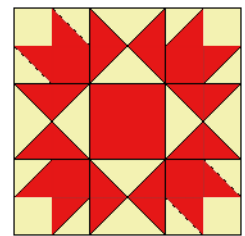
Jewel Box




Log Cabin Variation



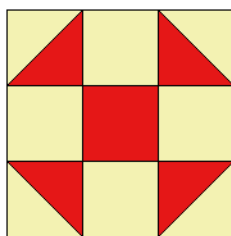
Hershey



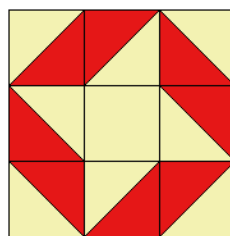
Contrary Wife



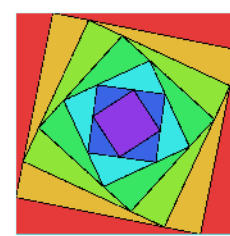
Four X Variation



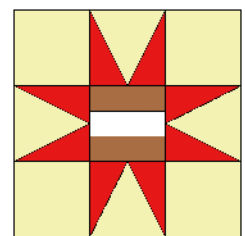
Shoo Fly



Ribbon Star



Spiral



Signature Star

### About Block Exchange

Before every general meeting of the Omaha Quilters' Guild, any member in good standing may collect a pattern and focus fabric to construct for the next meeting, and/or turn in the appropriate completed block from last meeting. The committee divides the collected blocks into sets which are then awarded during the meeting to some the people who made them and put their names in for the drawing. This year, the Block Exchange committee consists of Jeanette Podwinski, Mary Schnitker, and its chairman, Andy Laugel. The blocks are chosen from traditional copyright free patterns. These instructions and illustrations were written and drawn by Andy Laugel.